







## 2013 HIV DISEASE FACT SHEET

Figure 4 displays the number of persons newly diagnosed with HIV disease by city of residence at the time of that diagnosis. As indicated below, North Orange County is most impacted by new HIV disease cases.

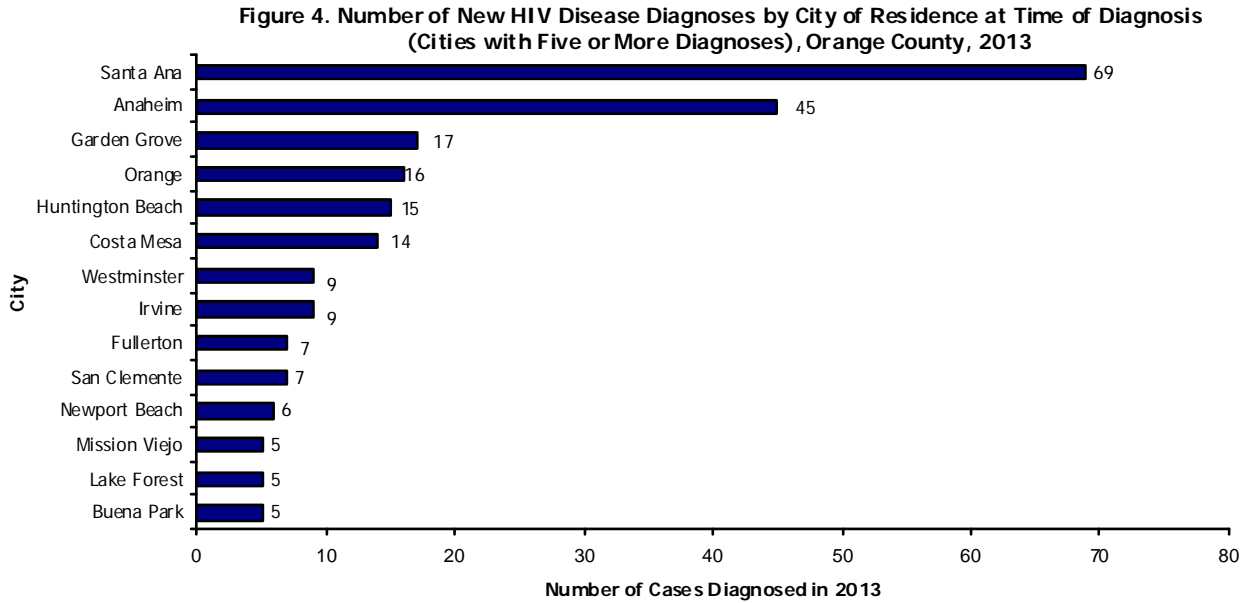
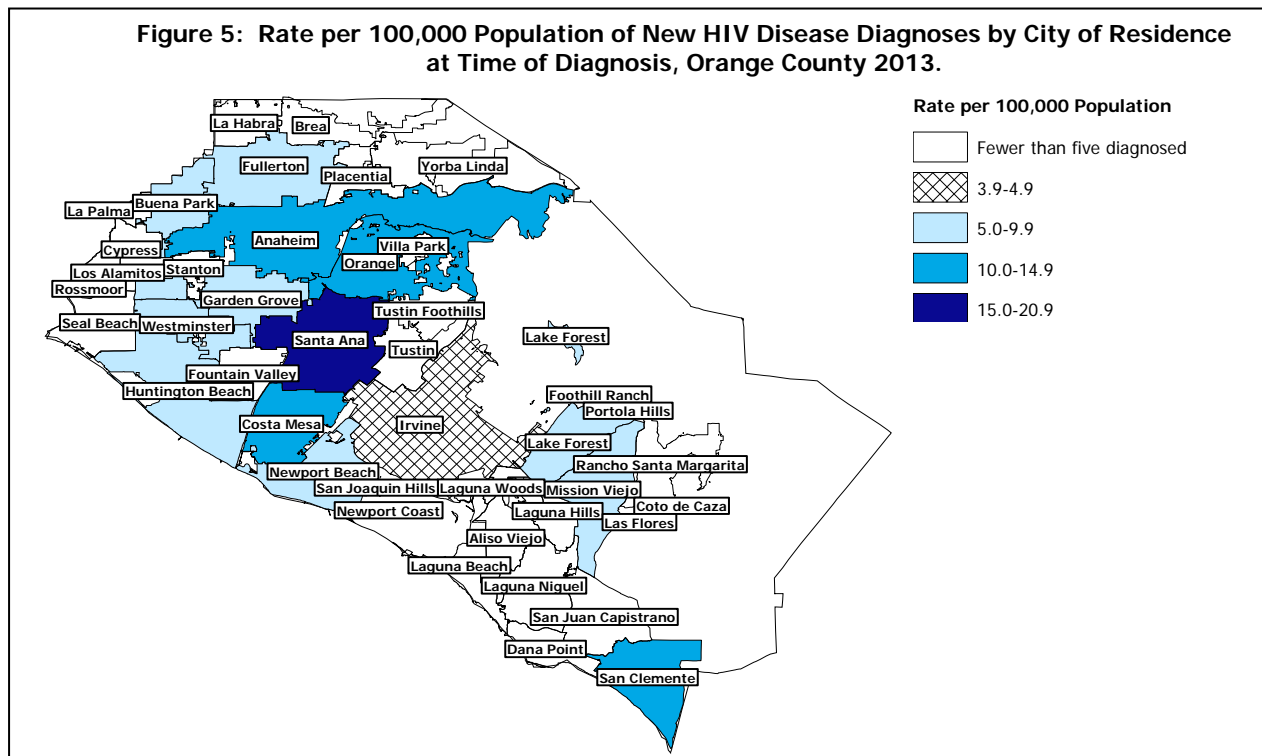



Figure 5 displays the rate per 100,000 population of persons newly diagnosed with HIV by city of residence at the time of that diagnosis. Santa Ana has the highest rate at 20.9, Irvine the lowest at 3.9.



Note: The number of cases diagnosed in 2013 is provisional and may change due to reporting delays or removal of cases that are found as duplicates in other jurisdictions.

Data source for HIV disease data: HIV Case Registry, Data as of January 31, 2014.

Data source for population data: State of California, Department of Finance, Population Projections by Race/Ethnicity, Detailed Age, and Gender.

	<p>Health Care Agency Public Health Services                  HIV Disease Surveillance and Monitoring Program                  1725-B W. 17<sup>th</sup> Street                  PO Box 6099, Building 50B                  Santa Ana, California 92706</p>	<p>Phone: (714) 834-8711                  Fax: (714) 834-8270                  Website: <a href="http://ochealthinfo.com/phs/about/dcepi/hiv/surveillance">http://ochealthinfo.com/phs/about/dcepi/hiv/surveillance</a></p>
---	---	---