

## Medical Health Operational Area Coordination (MHOAC) 5/01/20

### OVERVIEW OF CURRENT SITUATION (5/01/20 0830)

Source: Johns Hopkins University & Medicine <https://coronavirus.jhu.edu/map.html>

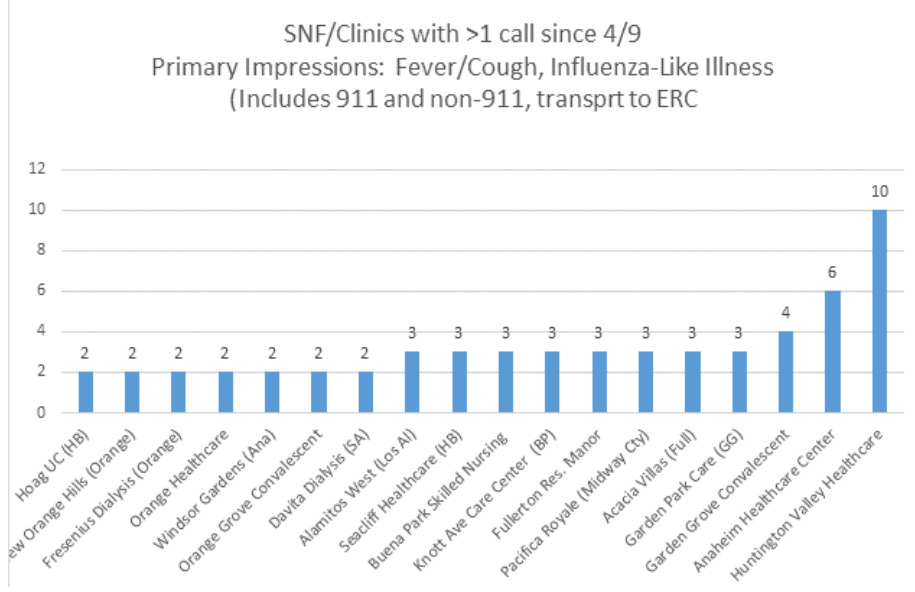
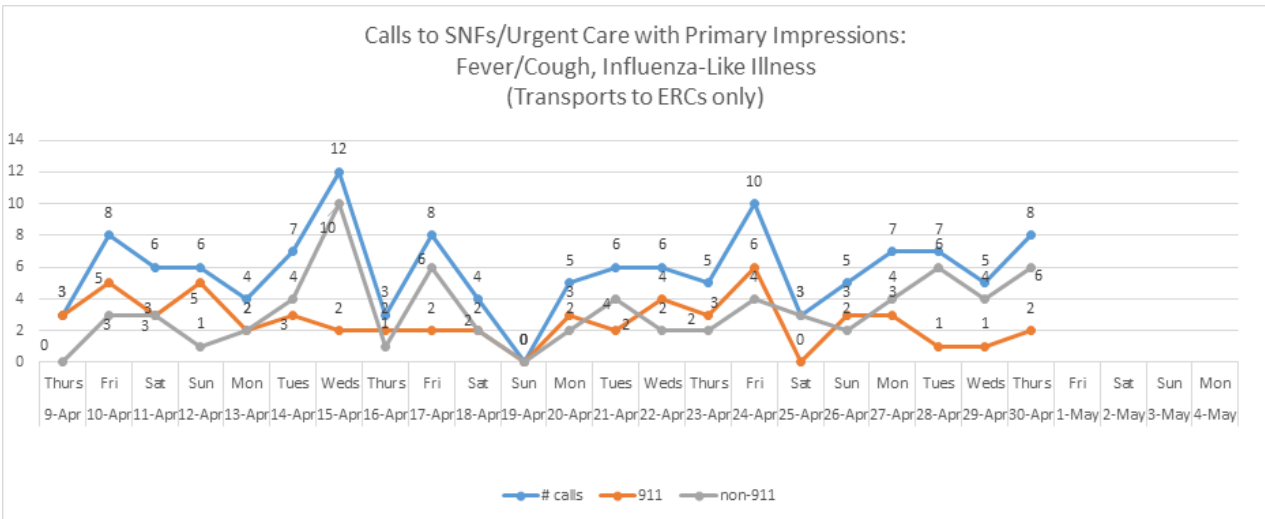
Cases / Deaths  
 Worldwide: 3,276,373 / 233,998  
 Nationwide: 1,070,032 / 63,019  
 California: 48,917 / 1,982

### PUBLIC HEALTH (as of 5/01/20 1130)

Orange County COVID-19	
Cases	2,537
Deaths	50
People tested yesterday by PH & Commercial Labs	2,594
Total people tested by PH & Commercial labs	34,128

- CDC updated/new guidance posted in the last 24 hours:
  - [Contact Tracing](#) (April 30)
  - [Mitigate Healthcare Personnel Staffing Shortages](#) (April 30)
  - [Criteria for Return to Work for Healthcare Personnel with Confirmed or Suspected COVID-19 \(Interim Guidance\)](#) (April 30)
- CDPH updated/new guidance posted in the last 24 hours:
  - [AFL 20-50 Skilled Nursing Facility Infection Prevention Calls](#) (April 30)

### SKILLED NURSING/ASSISTED LIVING/RESIDENTIAL CARE FACILITY STATUS

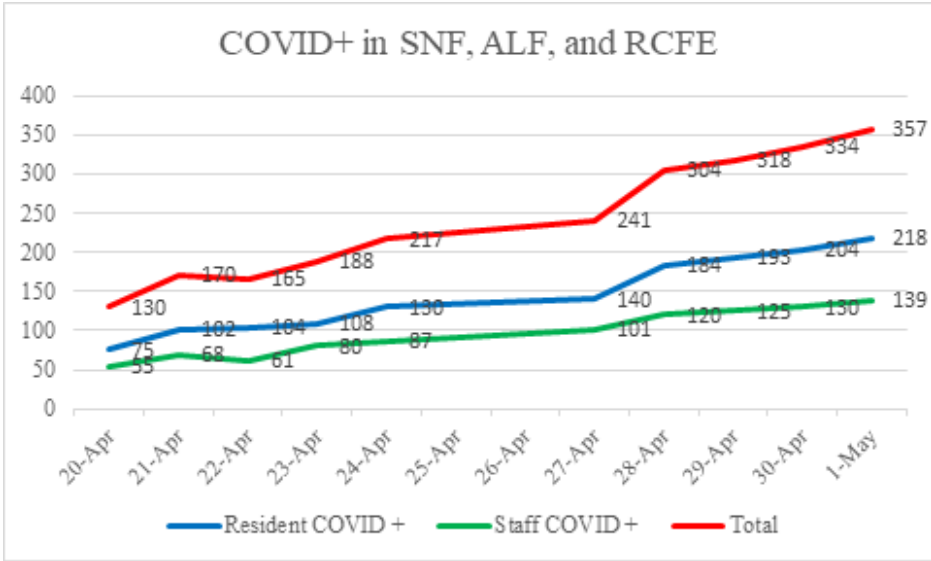


**Medical Health Operational Area Coordination (MHOAC)**  
**5/01/20**

- OCEMS Letter #3738 Resources for OC Healthcare Facilities & Non-911 Emergency Response Plan distributed to advise of contingency plans to support facilities w/ resources (staff & PPE) to maintain operations

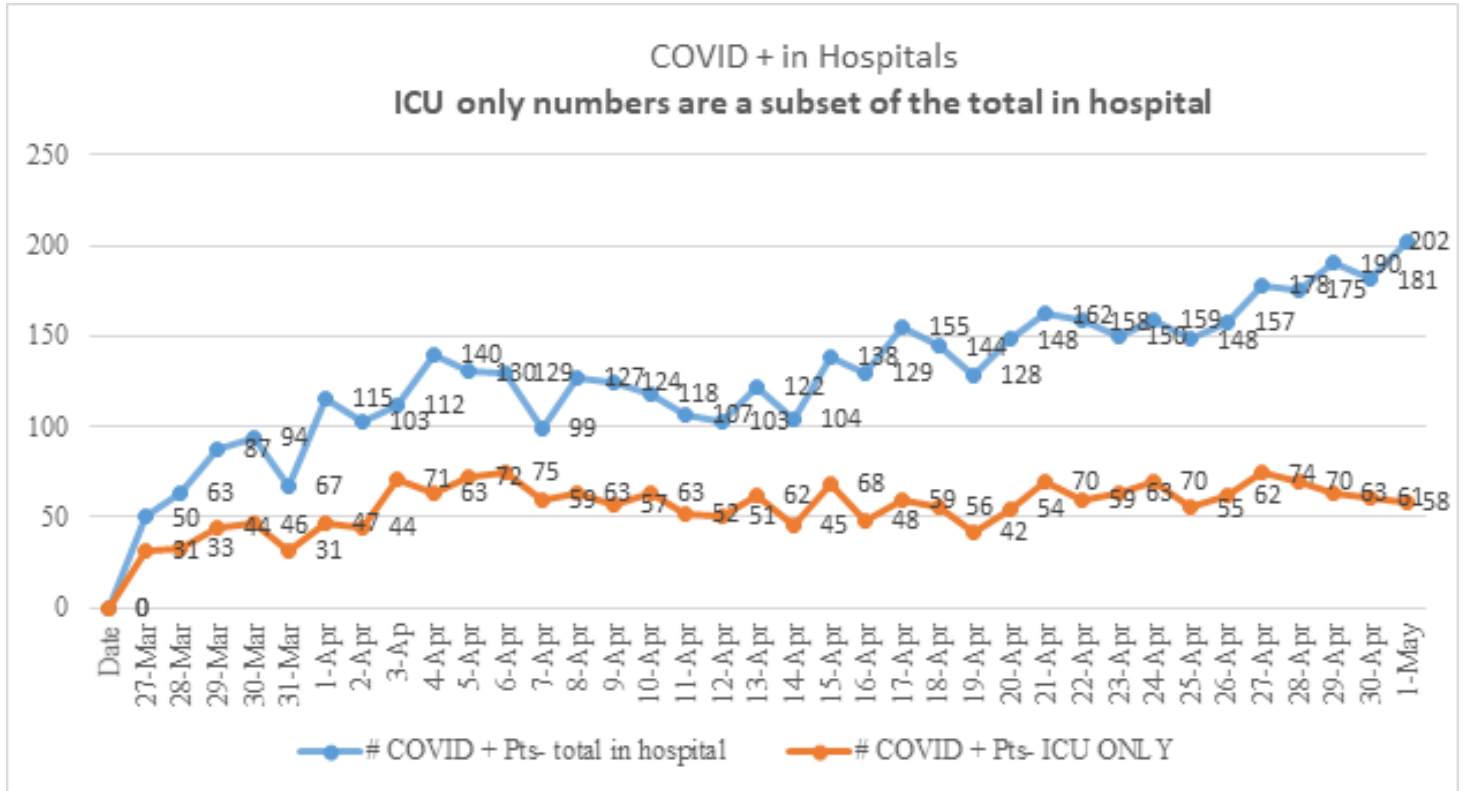
Skilled Nursing, Assisted Living & Residential Care Summary								
CDPH* & OC PH Reports								
Licensed Beds: 7,786								
Date	Census*	Occupancy Rate	Vacant Beds*	COVID+ Residents Cumulative		COVID+ Staff Cumulative		Facility Outbreaks
				Total	Deaths	Total	Deaths	
4/28	6,244	80%	1,676	193	10	125	1	7
4/29	6,116	79%	1,437	204	11	130	1	9
4/30	Not available	Not available	1,565	218	15	139	1	9

- An “Outbreak” is two (2) or more confirmed cases of COVID-19 in facility residents occurring within 14 days.
  - Currently, there are 9 facilities that meet this definition: Acacia Villa, Anaheim Healthcare Center, Alamitos West Health & Rehabilitation, Healthcare Center of Orange County, Huntington Valley Healthcare Center, Kamstra Care Home, Orange Healthcare and Wellness, Sea Cliff Healthcare Center, and Windsor Gardens Convalescent Center of Anaheim.



**Medical Health Operational Area Coordination (MHOAC)**  
**5/01/20**

**HOSPITAL STATUS**



<b>All Hospital Surge Plans Activated – Increased bed capacity 21% (+1,024 beds)</b>						
<b>Total Capacity: 5,903</b>						
Date	Hospitals Reporting	Occupancy % (5,903 beds)	COVID+ Hospitalized	COVID+ in ICU (subset of hospitalized)	Staffed/Available Medical/Surgical Beds	Staffed/Available ICU Beds
4/27	23	55%	178	74	194	62
4/28	22	56%	175	70	213	73
4/29	24	58%	190	63	295	75
4/30	23	57%	181	61	292	93
5/1	25	58%	202	58	224	93

*These numbers fluctuate hourly due to changes in patient conditions. Data is gathered daily at one point in time*

**Medical Health Operational Area Coordination (MHOAC)**  
5/01/20

**AGENCY OPERATIONS CENTER / LOGISTICS SECTION**

- Activated at ACS at Level II; Hours of Operation M-W-F 0900-1600; Warehouse Ops M-F 0900-1600
- DEPLETED Resources: Thermometers, Testing Kits, Isolation Gowns, Hand Sanitizer, Wipes/Cleaners

<b>Total Activity</b>		
<b>INQUIRIES</b>	<b>RR RECEIVED</b>	<b>RR FILLED</b>
8,958	4,583	3,337 (73%)

<b>Logistics Daily Units Distributed 4-29-2020</b>	
N95 Mask	425
Surgical Mask	60,314
Gown	70
Gloves	300
Eye Protection	178
Hand Sanitizer	22
Other	80
<b>Total Units</b>	<b>61,389</b>

<b>Inventory Report February 18 to April 30, 2020</b>	
<b>Medical Supply/Equipment Total Units Distributed</b>	
<b>N95 Mask</b>	1,516,612
<b>Surgical Mask</b>	278,587
<b>Gowns</b>	200,209
<b>PPE-Suit</b>	8,934
<b>Gloves</b>	218,400
<b>Eye Protection</b>	47,339
<b>Hand Sanitizer</b>	82,124
<b>Other Items</b>	49,965
<b>Total Units</b>	<b>2,402,170</b>

**ALTERNATE CARE SITES**

<b>FAIRVIEW (COVID-19 +)</b>	
<b>Patients Census (as of 4/30/20 0719)</b>	
Orange County	2
LA County	4
<b>Total patients accepted/census</b>	<b>6/5</b>
<b>Patients Discharged (4/23/20 1500)</b>	
Left against medical advice (AMA)	
Discharged to home, SNF, shelter, rehabilitation or deceased	
<b>Total discharged, deceased or left AMA since mission start 3/28/20</b>	

<b>USNS MERCY (COVID-19 -)</b>	
<b>Patients Onboard (as of 4/30/20 1500)</b>	
Onboard , Med Surg	5
Onboard, ICU	4
Onboard, awaiting placement	0
<b>Total patients onboard</b>	<b>9</b>
<b>Patients Discharged (4/30/20 1500)</b>	
Left against medical advice (AMA)	4
Discharged to home, SNF, shelter, rehabilitation or deceased	65
<b>Total discharged, deceased or left AMA since 3/28/20</b>	<b>69</b>

**BED CAPACITY**

<b>BED CAPACITY (28% Surge)</b>		
Total # of Hospital Beds (pre-COVID-19)		<b>4,879</b>
Ventilators		<b>809</b>
Expanded Bed Capacity (21%)	<b>+1,024</b>	<b>5,903</b>
Existing Surge Tents	<b>+50</b>	<b>5,953</b>
Ordered Surge Tents	<b>To arrive - 4/15 &amp; 4/29</b>	
Region I - USNS MERCY	<b>+200</b>	<b>6,153</b>
FAIRVIEW	<b>+100</b>	<b>6,253</b>
FAIRGROUNDS	<b>Planning</b>	
<b>TOTAL BED CAPACITY</b>		<b>6,253</b>

<b>BED CAPACITY (70% Surge)</b>		
Total # of Hospital Beds (pre-COVID-19)		<b>4,879</b>
Ventilators		<b>1,737</b>
Expanded Bed Capacity (60%)	<b>+3,415</b>	<b>8,294</b>
Ordered Surge Tents	<b>+200</b>	<b>8,494</b>
REGION I - USNS MERCY	<b>+200</b>	<b>8,694</b>
REGION I - FAIRVIEW	<b>+100</b>	<b>8,794</b>
REGION I - FAIRGROUNDS	<b>Planning</b>	
<b>TOTAL BED CAPACITY</b>		<b>8,794</b>