

**Orange County Emergency Medical Services  
 Medical Health Operational Area Coordination (MHOAC)  
 Online at: <http://www.healthdisasteroc.org/ems/archive>  
 5/13/20**

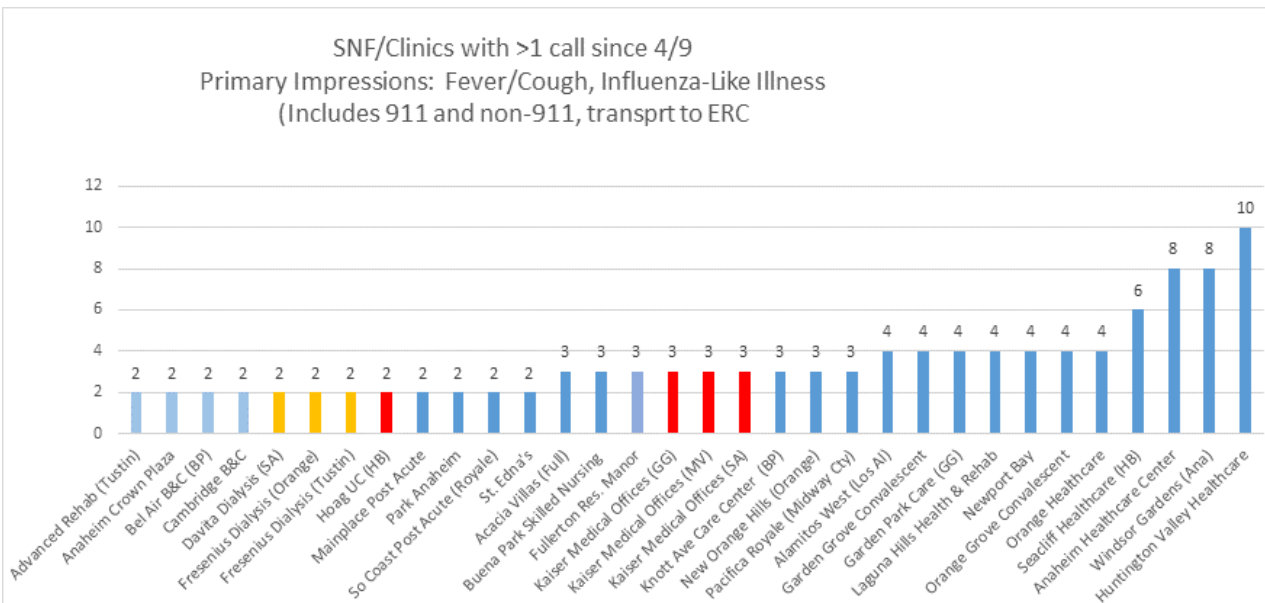
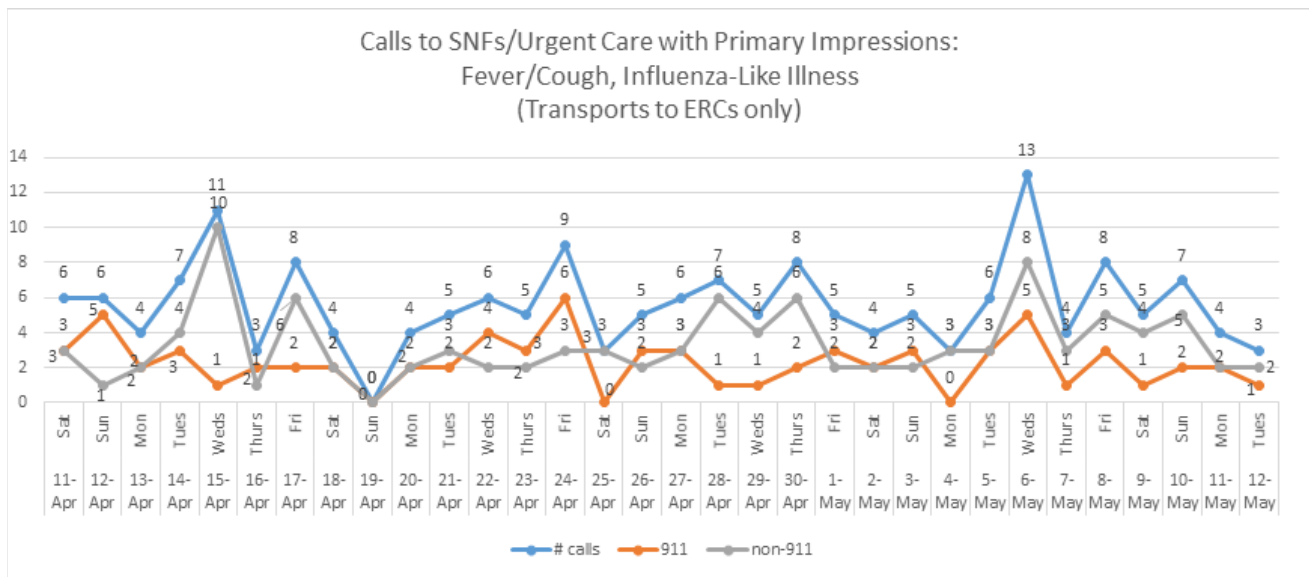
**OVERVIEW OF CURRENT SITUATION (5/13/20 0730)** Source: Johns Hopkins University & Medicine <https://coronavirus.jhu.edu/map.html>

Cases / Deaths  
 Worldwide: 4,292,139 / 293,241  
 Nationwide: 1,371,395 / 82,461  
 California: 71,047 / 2,882

**PUBLIC HEALTH (as of 5/13/20 1130)**

Orange County COVID-19	
Cases	3,749
Deaths	80
Tests Reported Today	550
Cumulative Tests to Date	57,167

**SKILLED NURSING/ASSISTED LIVING/RESIDENTIAL CARE FACILITY STATUS**

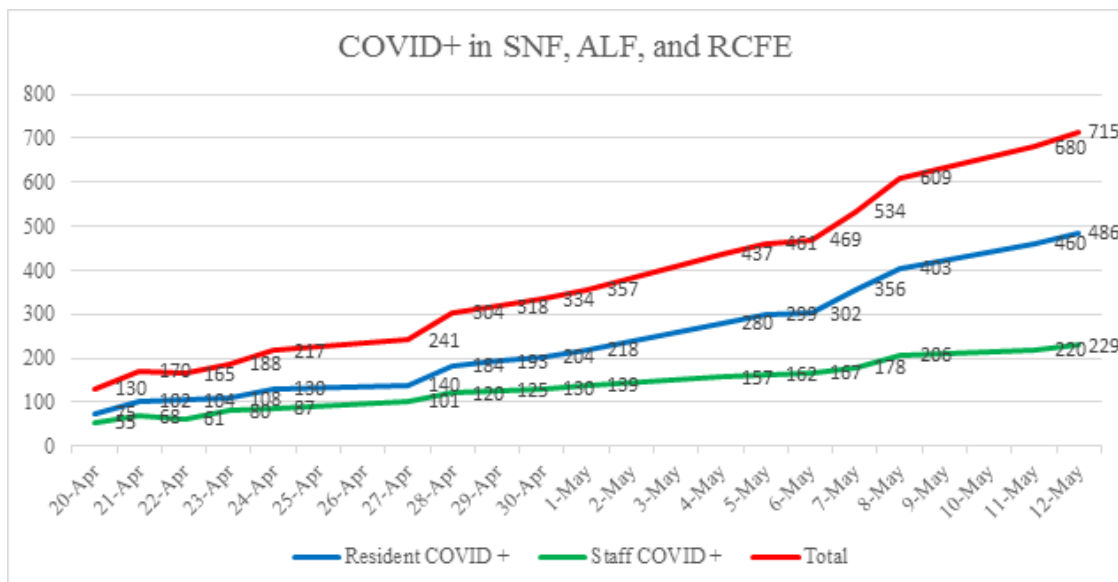


**Orange County Emergency Medical Services  
Medical Health Operational Area Coordination (MHOAC)  
Online at: <http://www.healthdisasteroc.org/ems/archive>  
5/13/20**

Skilled Nursing, Assisted Living & Residential Care Summary									
CDPH* & OC PH Reports									
Licensed Beds: 7,786									
Date	Census*	Occupancy Rate	Vacant Beds*	COVID+ Residents Cumulative		COVID+ Staff Cumulative		Facility Outbreaks	
				Total	Deaths	Total	Deaths		
4/28	6,244	80%	1,676	193	10	125	1	7	
4/29	6,116	79%	1,437	204	11	130	1	9	
4/30	5,728	73%	1,565	218	15	139	1	9	
5/1	Not available	Not available	1,389	244	17	145	1	11	
5/2	6,594	85%	1,606	Not available	Not available	Not available	Not available	12	
5/3	6,199	79%	1,505	Not available	Not available	Not available	Not available	12	
5/4	5,787	74%	1,394	280	18	157	1	13	
5/5	5,439	70%	1,350	299	18	162	1	13	
5/6	5,407	69%	1,374	302	20	167	1	13	
5/7	5,619	72%	1,403	351	22	177	1	15	
5/8	5,429	70%	1,347	373	23	192	1	16	
5/9	5,256	68%	1,351	Not available	Not available	Not available	Not available	16	
5/10	5,286	68%	1,385	Not available	Not available	Not available	Not available	16	
5/11	5,462	70%	1,452	417	23	203	1	16	
ADDED Geriatric/Psychiatric Hospital(s)									
5/12	4,887	63%	1,148	486	24	229	1	17	
5/13									
5/14									
5/15									

*Not available: CDPH Dataset incomplete or with obvious omissions; Local Dataset compiled late afternoon*

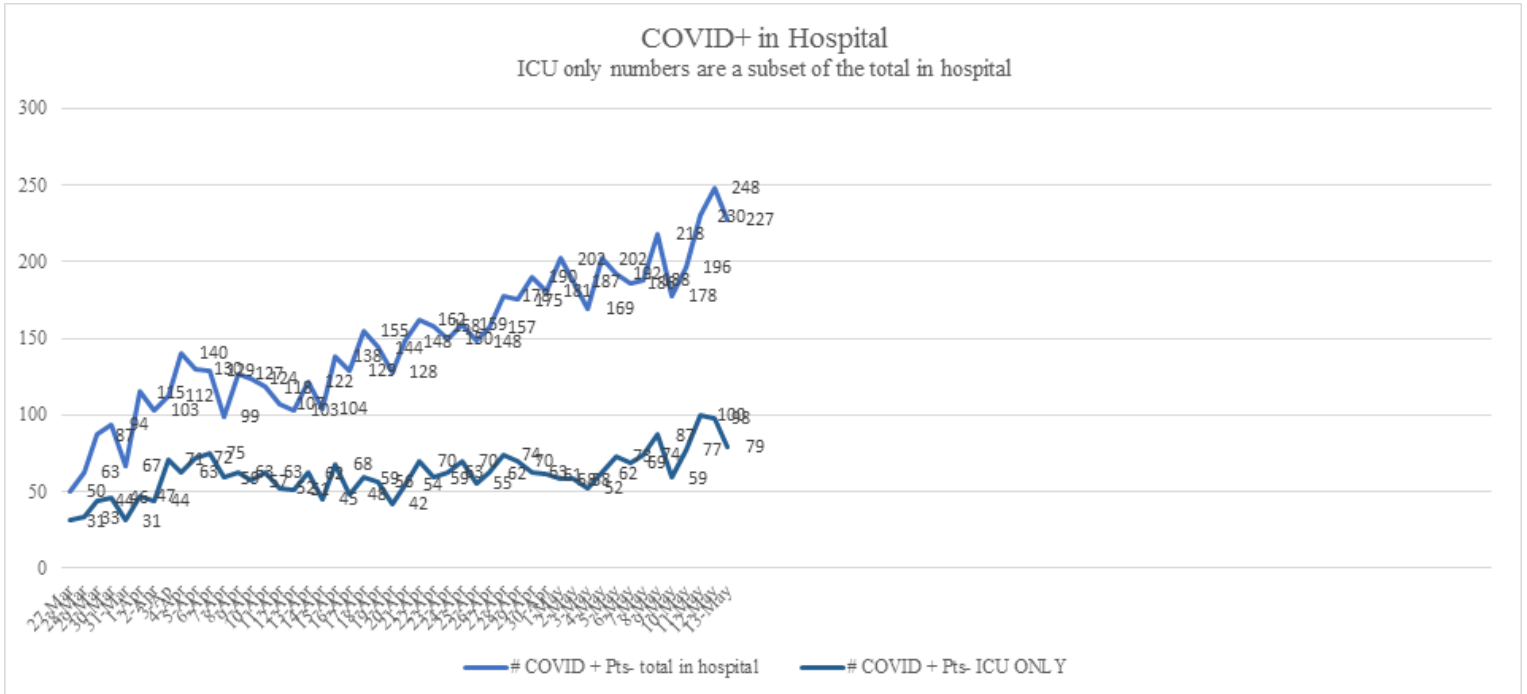
Facility Outbreaks		
Facility Type	#	An "Outbreak" is two (2) or more confirmed cases of COVID-19 in facility residents occurring within 14 days.
Skilled Nursing	13	Alamitos West Health & Rehab, Anaheim Healthcare Center, Cambridge House, French Park Care Center, Garden Park Care Center, Healthcare Center of Orange County, Huntington Valley Healthcare Center, Laguna Hills Health & Rehab, Orange Healthcare & Wellness, Orangecroove Rehab Hospital, Sea Cliff Healthcare Center, St. Edna Subacute & Rehab, West Anaheim Extended Care, Windsor Gardens Center of Anaheim
Assisted Living	2	Acacia Villa, Harbor Villa Care Center
Care Home	2	Cambridge House, Kamstra



**Orange County Emergency Medical Services  
Medical Health Operational Area Coordination (MHOAC)  
Online at: <http://www.healthdisasteroc.org/ems/archive>  
5/13/20**

**HOSPITAL STATUS**

- Orange County will be receiving a limited cache: 14 units (five-day courses) of Remdesivir (anti-viral for COVID + patients) this week. The cache will be distributed based on a proportion of hospital ICU COVID+ cases.



All Hospital Surge Plans Activated – Increased Bed Capacity 21% (+1,024 beds)						
Total Capacity: 5,903						
Date	Hospitals Reporting	Occupancy % (5,903 beds)	Staffed/Available Medical/Surgical Beds	Staffed/Available ICU Beds	COVID + Hospitalized	COVID + ICU
LOCAL Dataset						
4/27	23	55%	194	62	178	74
4/28	22	56%	213	73	175	70
4/29	24	58%	295	75	190	63
4/30	23	57%	292	93	181	61
5/1	25	58%	224	93	202	58
5/2	24	58%	239	78	187	58
5/3	22	58%	339	52	169	52
5/4	24	58%	206	68	202	62
5/5	23	58%	207	65	192	73
5/6	24	58%	264	86	186	69
5/7	22	60%	262	57	188	74
5/8	24	59%	172	55	218	87
5/9	22	59%	176	58	178	64
5/10	23	58%	118	44	196	67
5/11	25	59%	337	60	230	100
5/12	25	59%	240	67	248	98
5/13	24	77%	171	67	227	79
5/14						
5/15						

*These numbers fluctuate hourly due to changes in patient conditions. Data is gathered daily at one point in time*

**Orange County Emergency Medical Services  
 Medical Health Operational Area Coordination (MHOAC)  
 Online at: <http://www.healthdisasteroc.org/ems/archive>  
 5/13/20**

**AGENCY OPERATIONS CENTER / LOGISTICS SECTION**

- AOC Activated at Level II; Hours of Operation M-W-F 0900-1600; Warehouse Ops M-F 0900-1600
- DEPLETED Resources: Thermometers, Testing Kits, Isolation Gowns

<b>Total Activity</b>		
<b>INQUIRIES</b>	<b>RR RECEIVED</b>	<b>RR FILLED</b>
10,197	5,115	3,612 (71%)

<b>Logistics Daily Units Distributed 5-11-2020</b>	
N95 Mask	3,690
Surgical Mask	1,000
Gown	0
Gloves	2,200
Eye Protection	682
Hand Sanitizer	306
Other	912
<b>Total Units</b>	<b>8,790</b>

**ALTERNATE CARE SITES**

<b>FAIRVIEW (COVID-19 +)</b>			
<b>Patients Census (as of 5/13/20 0719)</b>		Current	Total
Orange County		6	7
LA County		5	7
<b>Total patients accepted/census</b>		11	14
<b>Patients Discharged (5/11/20 1500)</b>			
Left against medical advice (AMA)			0
Discharged			3
Expired			0
Transferred			0

**BED CAPACITY**

<b>CURRENT BED CAPACITY</b>		
Total # of Hospital Beds (pre-COVID-19)		<b>4,879</b>
Ventilators		<b>809</b>
Expanded Bed Capacity (21%)	<b>+1,024</b>	<b>5,903</b>
Existing Surge Tents	<b>+50</b>	<b>5,953</b>
Ordered Surge Tents	<b>To arrive - May 2020</b>	
FAIRVIEW	<b>+100</b>	<b>6,053</b>
FAIRGROUNDS	<b>Planning</b>	
<b>TOTAL BED CAPACITY</b>		<b>6,053</b>

<b>TOTAL HOSPITAL SURGE/BED CAPACITY</b>		
Total # of Hospital Beds (pre-COVID-19)		<b>4,879</b>
Ventilators		<b>1,737</b>
Expanded Bed Capacity (70%)	<b>+3,415</b>	<b>8,294</b>
Ordered Surge Tents	<b>+200</b>	<b>8,494</b>
REGION I - FAIRVIEW	<b>+100</b>	<b>8,394</b>
REGION I - FAIRGROUNDS	<b>Planning</b>	
<b>TOTAL BED CAPACITY</b>		<b>8,394</b>