

**Orange County Emergency Medical Services  
Medical Health Operational Area Coordination (MHOAC)  
Online at: <http://www.healthdisasteroc.org/ems/archive>  
5/18/20**

**OVERVIEW OF CURRENT SITUATION (5/18/20 0730)** Source: Johns Hopkins University & Medicine <https://coronavirus.jhu.edu/map.html>

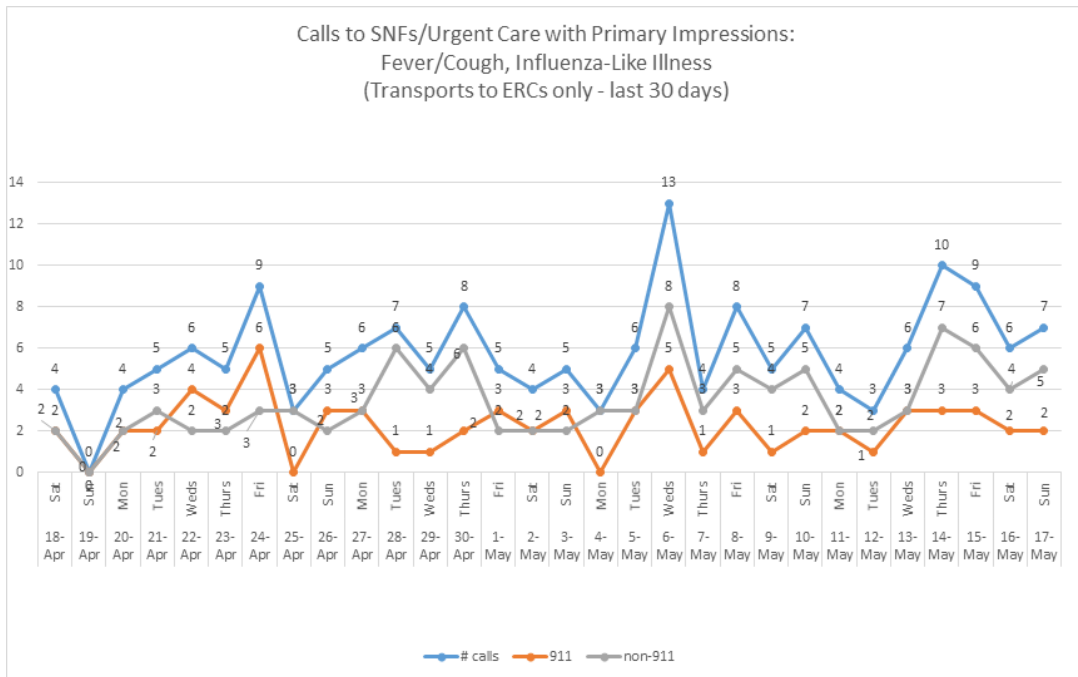
Cases / Deaths  
Worldwide: 4,744,216 / 315,822  
Nationwide: 1,490,195 / 89,636  
California: 80,166 / 3,240

**PUBLIC HEALTH (as of 5/18/20 1130)**

<a href="#">Orange County COVID-19 Summary*</a> <a href="#">click for full details</a>	Sat 5/16/20	Sun 5/17/20	Mon 5/18/20	Tue 5/12/20	Wed 5/13/20	Thu 5/14/20	Fri 5/15/20
Cases	4,221	4,376	4,434				
Deaths	86	88	88				
Tests Reported Today	635	280	111				
Cumulative Tests to Date	70,276	70,556	70,795				

*\*Data posted is always preliminary & subject to change. More information may become available as individual case investigations are completed.*

**SKILLED NURSING/ASSISTED LIVING/RESIDENTIAL CARE FACILITY STATUS**



Reporting Date: 5/18/20 (66 SNFs)	Skilled Nursing Facility PPE – DAYS ON HAND			
	0 - 3 days	4 - 7 days	8-14 days	15+ days
<b>N95 Masks</b>	4	13	14	35
<b>Surgical Masks</b>	4	6	15	41
<b>Eye Protection</b>	3	12	11	40
<b>Gowns</b>	6	12	16	32
<b>Gloves</b>	nr	nr	1	31
<b>Alcohol-Based Hand Sanitizer</b>	nr	nr	2	30

Nr = no response

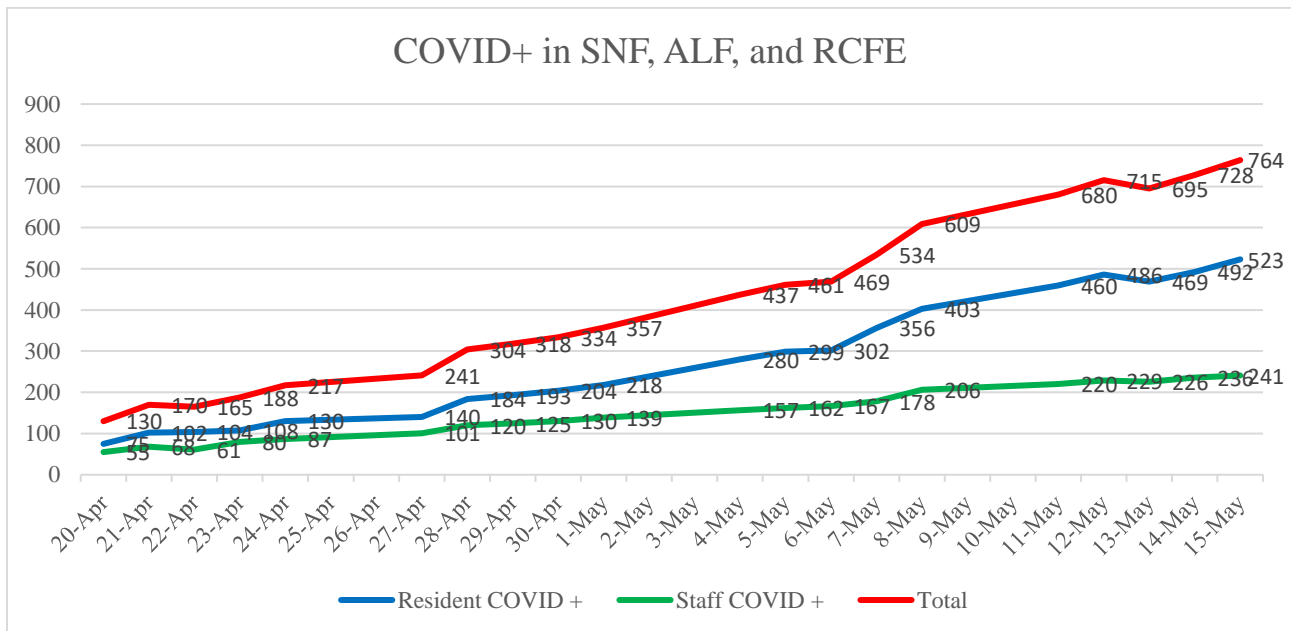
**Orange County Emergency Medical Services  
 Medical Health Operational Area Coordination (MHOAC)  
 Online at: <http://www.healthdisasteroc.org/ems/archive>  
 5/18/20**

Skilled Nursing, Assisted Living & Residential Care Summary of Case Counts*						
Orange County Communicable Disease Control Division Summary						
Licensed Beds: 7,786						
Date	COVID+ Residents Cumulative			COVID+ Staff Cumulative		Facility Outbreaks
	Total	Deaths		Total	Deaths	
5/1	244	17		145	1	11
5/4	280	18		157	1	13
5/5	299	18		162	1	13
5/6	302	20		167	1	13
5/7	351	22		177	1	15
5/8	373	23		192	1	16
5/11	417	23		203	1	16
5/12	443	24		212	1	17
5/13	469	24		226	1	17
5/14	492	27		236	1	17
5/15	523	28		241	1	18
5/18						

[CDPH SNF Dataset](#)

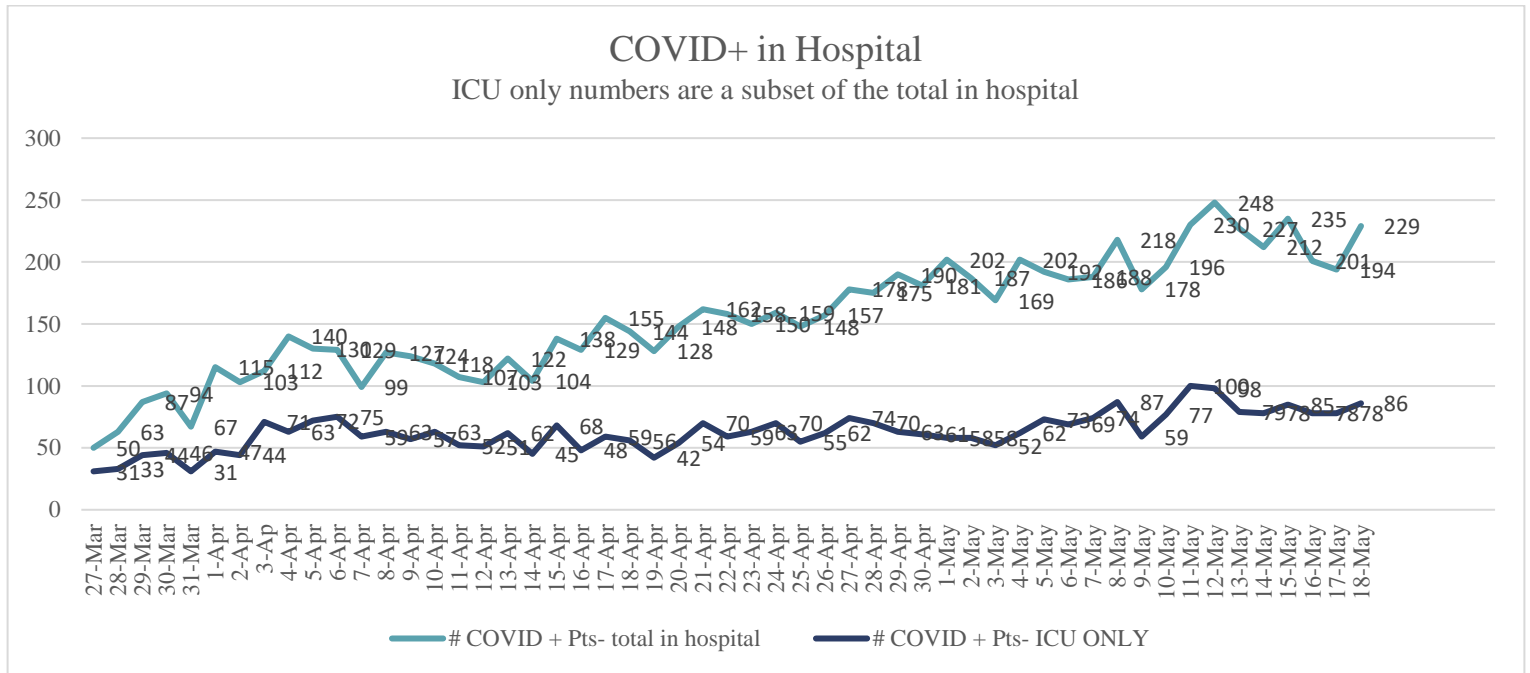
- CDPH SNF Dataset is a point-in-time snapshot of the skilled nursing facilities (SNFs) in California that have reported one or more confirmed COVID-19 cases, by either a resident or health care worker (HCW), within the previous 24 hrs.
- In the reporting period ending May 13, 2020, 85% of skilled nursing facilities in California reported data. This data represents how skilled nursing facilities (SNFs) in California are impacted by COVID-19.

Facility Outbreaks		
Facility Type	#	<i>An "Outbreak" is two (2) or more confirmed cases of COVID-19 in facility residents occurring within 14 days.</i>
Skilled Nursing	14	Alamitos West Health & Rehab, Anaheim Healthcare Center, French Park Care Center, Garden Park Care Center, Gordon, Lane Care Center, Healthcare Center of Orange County, Huntington Valley Healthcare Center, Laguna Hills Health & Rehab, Orange Healthcare & Wellness, Orangecroft Rehab Hospital, Sea Cliff Healthcare Center, St. Edna Subacute & Rehab, West Anaheim Extended Care, Windsor Gardens Center of Anaheim
Assisted Living	2	Acacia Villa, Harbor Villa Care Center
Care Home	2	Cambridge House, Kamstra



**Orange County Emergency Medical Services  
Medical Health Operational Area Coordination (MHOAC)  
Online at: <http://www.healthdisasteroc.org/ems/archive>  
5/18/20**

**HOSPITAL STATUS**



<b>Acute Care Hospitals with Emergency Departments (25)</b>						
All Hospital Surge Plans Activated = Increased Bed Capacity 21% (+1,024 beds)						
Total Capacity: 5,903						
Date	Hospitals Reporting	Occupancy % (5,903 beds)	Staffed/Available Medical/Surgical Beds	Staffed/Available ICU Beds	COVID + Hospitalized	COVID + ICU
<b>LOCAL Dataset</b>						
5/10	23	58%	118	44	196	67
5/11	25	59%	337	60	230	100
5/12	25	59%	240	67	248	98
5/13	24	77%	171	67	227	79
5/14	24	60%	245	60	212	78
5/15	21	60%	222	59	235	85
5/16	21	59%	189	55	201	78
5/17	21	58%	142	52	194	78
5/18	24	59%	160	58	229	86
5/19						
5/20						
5/21						
5/22						
5/23						

*These numbers fluctuate hourly due to changes in patient conditions. Data is gathered daily at one point in time.*

**CDPH Dataset**

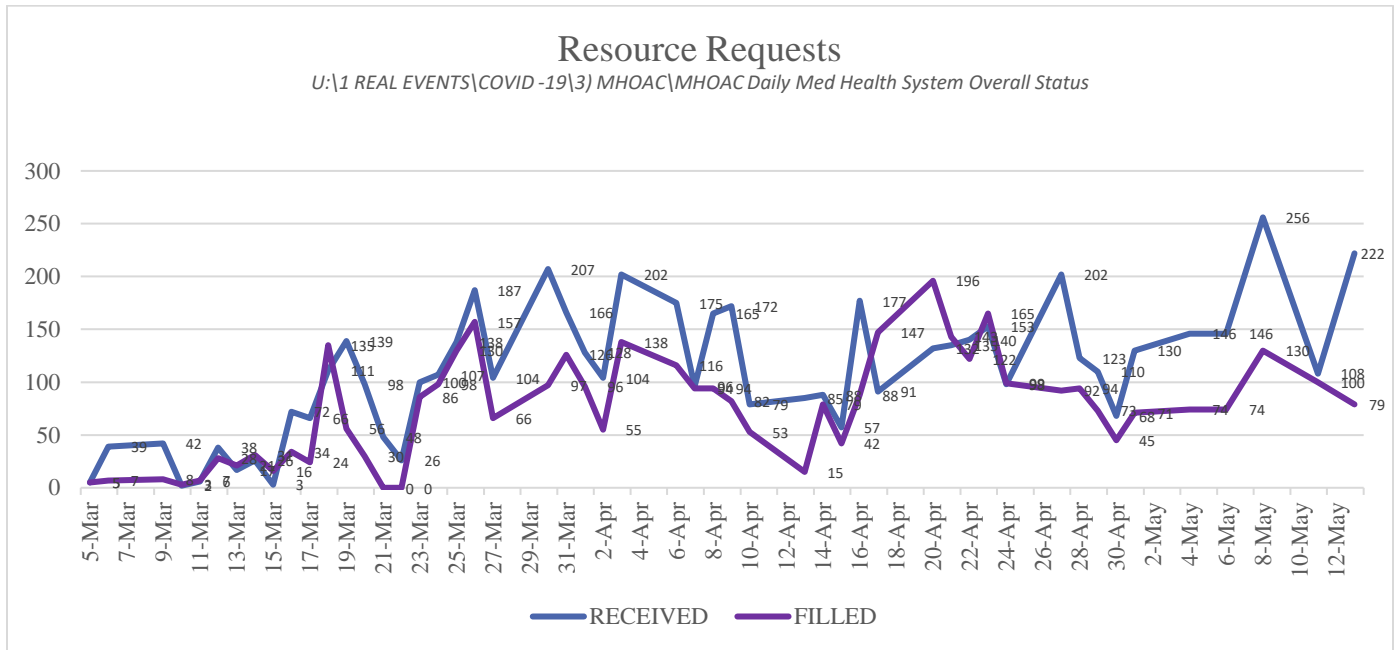
- Dataset includes all acute care hospitals with & without emergency departments (33 hospitals).
- Data is about 2 days behind and gathered daily at one point in time.

**Orange County Emergency Medical Services  
Medical Health Operational Area Coordination (MHOAC)  
Online at: <http://www.healthdisasteroc.org/ems/archive>  
5/18/20**

**AGENCY OPERATIONS CENTER / LOGISTICS SECTION**

- AOC Activated at Level II; Hours of Operation M-W-F 0900-1600; Warehouse Ops M-F 0900-1600
- SCARCE Resources: N95, Gloves, Wipes
- DEPLETED Resources: Thermometers, Testing Kits, Isolation Gowns

Total Activity		
INQUIRIES	RR RECEIVED	RR FILLED
11,454	5,684	3,951 (70%)



Logistics Daily Units Distributed 5-15-2020	
N95 Mask	41,850
Surgical Mask	13,670
Gown	50
Gloves	500
Eye Protection	5,659
Hand Sanitizer	34
Other	1,271
<b>Total Units</b>	<b>63,034</b>

Inventory Report February 18 to May 13, 2020	
Medical Supply/Equipment Total Units Distributed	
<b>N95 Mask</b>	1,580,921
<b>Surgical Mask</b>	330,181
<b>Gowns</b>	195,384
<b>PPE-Suit</b>	9,677
<b>Gloves</b>	245,400
<b>Eye Protection</b>	61,730
<b>Hand Sanitizer</b>	83,118
<b>Other Items</b>	60,994
<b>Total Units</b>	<b>2,567,405</b>

**Orange County Emergency Medical Services  
 Medical Health Operational Area Coordination (MHOAC)  
 Online at: <http://www.healthdisasteroc.org/ems/archive>  
 5/18/20**

**ALTERNATE CARE SITES**

Fairview (COVID-19 +)		
Patient Census (as of 5/15/2020 06:30)	CURRENT	TOTAL
Orange County	4	8
LA County	4	8
<b>Total patients CENSUS / TOTAL ACCEPTED</b>	<b>8</b>	<b>16</b>
Patients Discharged		TOTAL
AMA		0
DISCHARGED		8
EXPIRED		0
TRANSFERRED		0

**BED CAPACITY**

CURRENT BED CAPACITY		
Total # of Hospital Beds (pre-COVID-19)		<b>4,879</b>
Ventilators		<b>809</b>
Expanded Bed Capacity (21%)	<b>+1,024</b>	<b>5,903</b>
Existing Surge Tents	<b>+50</b>	<b>5,953</b>
Ordered Surge Tents	<b>15 arrived / awaiting 5 more</b>	
FAIRVIEW	<b>+100</b>	<b>6,053</b>
FAIRGROUNDS	<b>Planning</b>	
<b>TOTAL BED CAPACITY</b>		<b>6,053</b>

TOTAL HOSPITAL SURGE/BED CAPACITY		
Total # of Hospital Beds (pre-COVID-19)		<b>4,879</b>
Ventilators (goal)		<b>1,737</b>
Expanded Bed Capacity (70%)	<b>+3,415</b>	<b>8,294</b>
Ordered Surge Tents	<b>+200</b>	<b>8,494</b>
REGION I - FAIRVIEW	<b>+100</b>	<b>8,394</b>
REGION I - FAIRGROUNDS	<b>Planning</b>	
<b>TOTAL BED CAPACITY</b>		<b>8,394</b>