

**Orange County Emergency Medical Services
Medical Health Operational Area Coordination (MHOAC)
Online at: <http://www.healthdisasteroc.org/ems/archive>
5/20/20**

OVERVIEW OF CURRENT SITUATION (5/20/20 0730) Source: Johns Hopkins University & Medicine <https://coronavirus.jhu.edu/map.html>

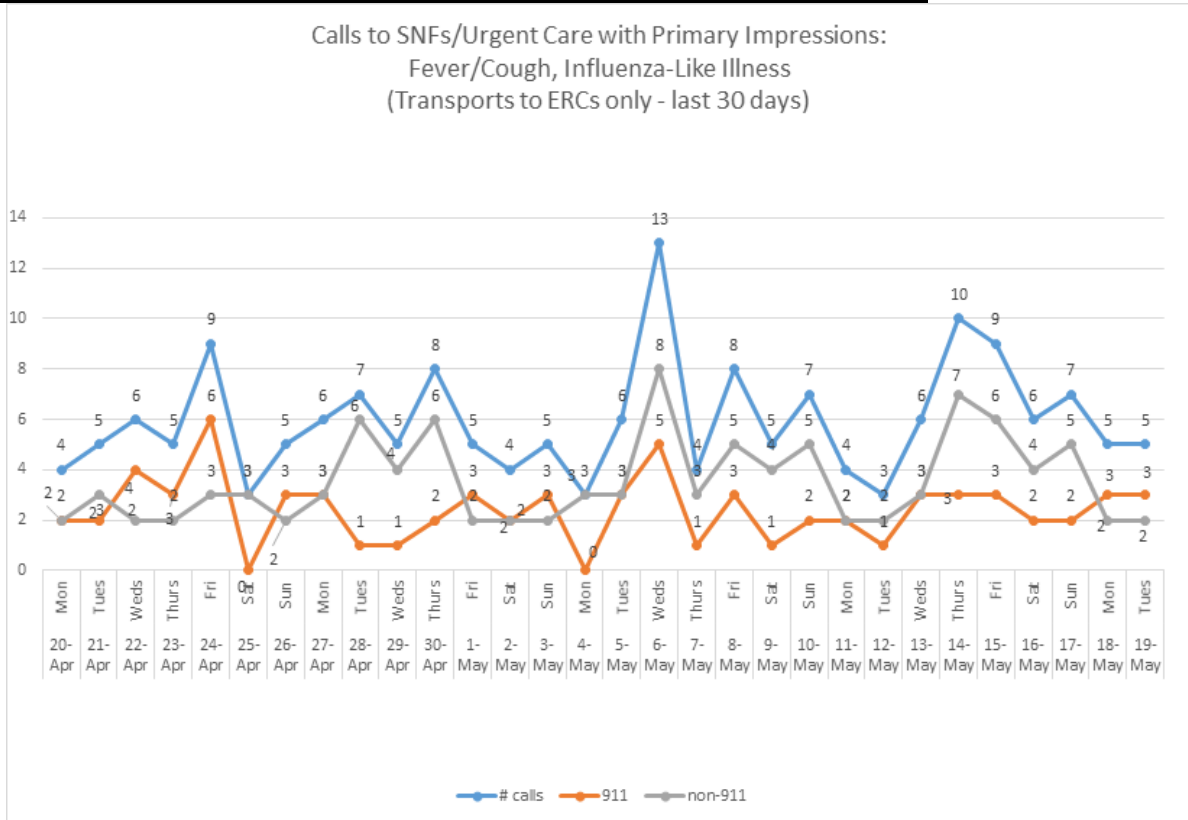
Cases / Deaths
 Worldwide: 4,929,455 / 324,063
 Nationwide: 1,531,485 / 92,066
 California: 83,845 / 3,419

PUBLIC HEALTH (as of 5/20/20 1250)

Orange County COVID-19 Summary* click for full details	Sat 5/16/20	Sun 5/17/20	Mon 5/18/20	Tue 5/19/20	Wed 5/20/20	Thu 5/21/20	Fri 5/22/20
Cases	4,206	4,359	4,418	4,493	4,742		
Deaths	86	88	88	88	98		
Tests Reported Today	1,072	1,334	994	1,119	775		
Cumulative Tests to Date	82,472	83,806	84,800	85,919	86,694		

**Data posted is always preliminary & subject to change. More information may become available as individual case investigations are completed.*

SKILLED NURSING/ASSISTED LIVING/RESIDENTIAL CARE FACILITY STATUS

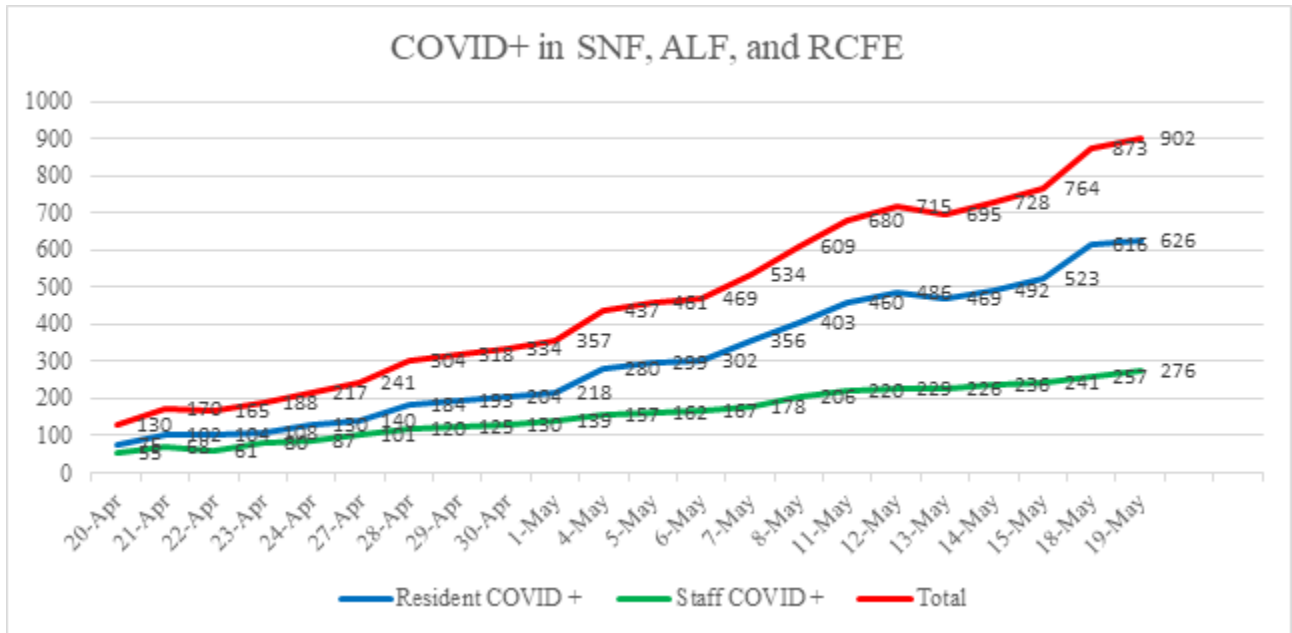


Reporting Date: 5/18/20 (66 SNFs)	Skilled Nursing Facility PPE – DAYS ON HAND			
	0 - 3 days	4 - 7 days	8-14 days	15+ days
N95 Masks	4	13	14	35
Surgical Masks	4	6	15	41
Eye Protection	3	12	11	40
Gowns	6	12	16	32
Gloves	nr	nr	1	31
Alcohol-Based Hand Sanitizer	nr	nr	2	30

Nr = no response

**Orange County Emergency Medical Services
Medical Health Operational Area Coordination (MHOAC)
Online at: <http://www.healthdisasteroc.org/ems/archive>
5/20/20**

Local Data Set



Facility Outbreaks

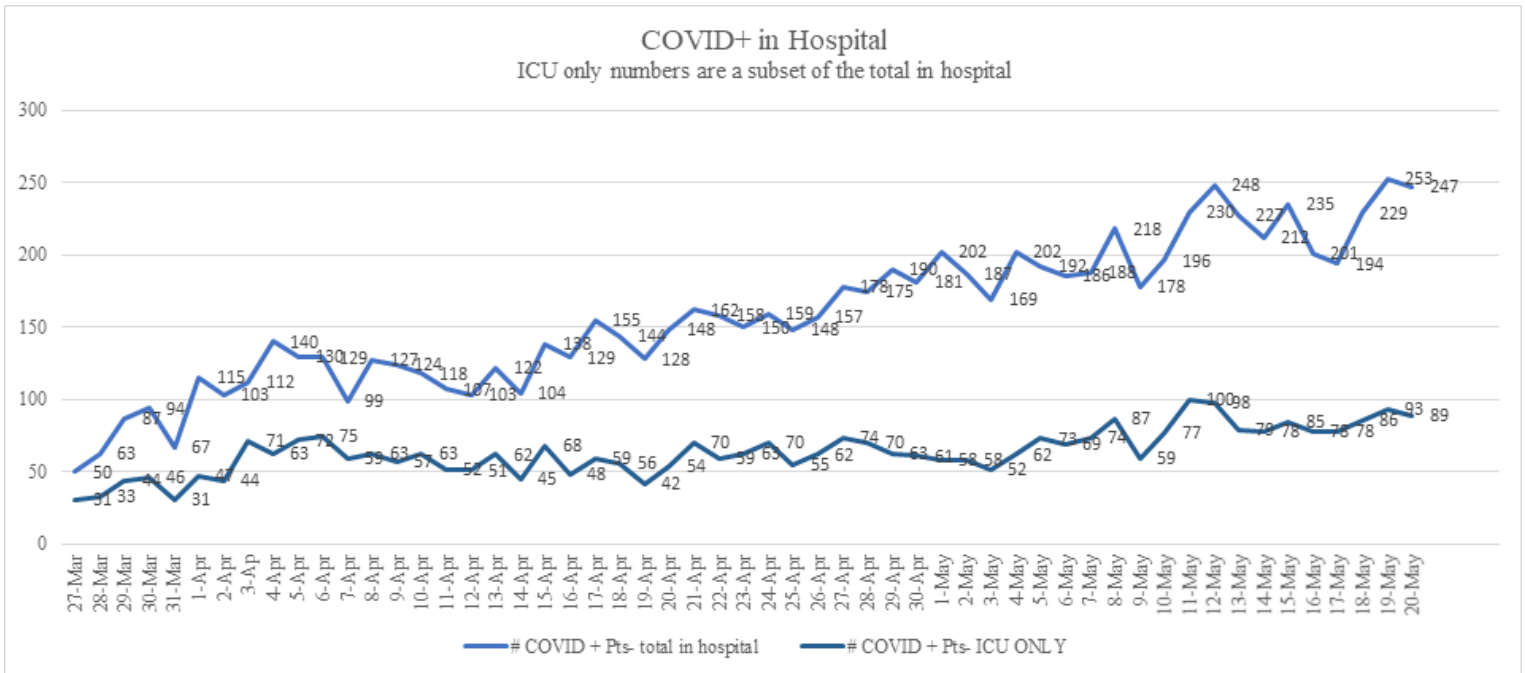
Facility Type	#	An "Outbreak" is two (2) or more confirmed cases of COVID-19 in facility residents occurring within 14 days.
Skilled Nursing	16	Alamitos West Health & Rehab, Anaheim Healthcare Center, Country Villa Plaza, Coventry Court, French Park Care Center, Garden Park Care Center, Gordon, Lane Care Center, Healthcare Center of Orange County, Huntington Valley Healthcare Center, Laguna Hills Health & Rehab, Orange Healthcare & Wellness, Orangegrove Rehab Hospital, Sea Cliff Healthcare Center, St. Edna Subacute & Rehab, West Anaheim Extended Care, Windsor Gardens Center of Anaheim
Assisted Living	2	Acacia Villa, Harbor Villa Care Center
Care Home	2	Cambridge House, Kamstra

CDPH SNF Dataset

- CDPH SNF Dataset is a point-in-time snapshot of the skilled nursing facilities (SNFs) in California that have reported one or more confirmed COVID-19 cases, by either a resident or health care worker (HCW), within the previous 24 hrs.
- In the reporting period ending May 13, 2020, 85% of skilled nursing facilities in California reported data. This data represents how skilled nursing facilities (SNFs) in California are impacted by COVID-19.

**Orange County Emergency Medical Services
 Medical Health Operational Area Coordination (MHOAC)
 Online at: <http://www.healthdisasteroc.org/ems/archive>
 5/20/20**

HOSPITAL STATUS



Acute Care Hospitals with Emergency Departments (25)						
All Hospital Surge Plans Activated = Increased Bed Capacity 21% (+1,024 beds)						
Total Capacity: 5,903						
Date	Hospitals Reporting	Occupancy % (5,903 beds)	Staffed/Available Medical/Surgical Beds	Staffed/Available ICU Beds	COVID + Hospitalized	COVID + ICU
LOCAL Dataset						
5/10	23	58%	118	44	196	67
5/11	25	59%	337	60	230	100
5/12	25	59%	240	67	248	98
5/13	24	77%	171	67	227	79
5/14	24	60%	245	60	212	78
5/15	21	60%	222	59	235	85
5/16	21	59%	189	55	201	78
5/17	21	58%	142	52	194	78
5/18	24	59%	160	58	229	86
5/19	25	60%	176	73	253	93
5/20	25	66%	188	65	247	89
5/21						
5/22						
5/23						

These numbers fluctuate hourly due to changes in patient conditions. Data is gathered daily at one point in time.

CDPH Dataset

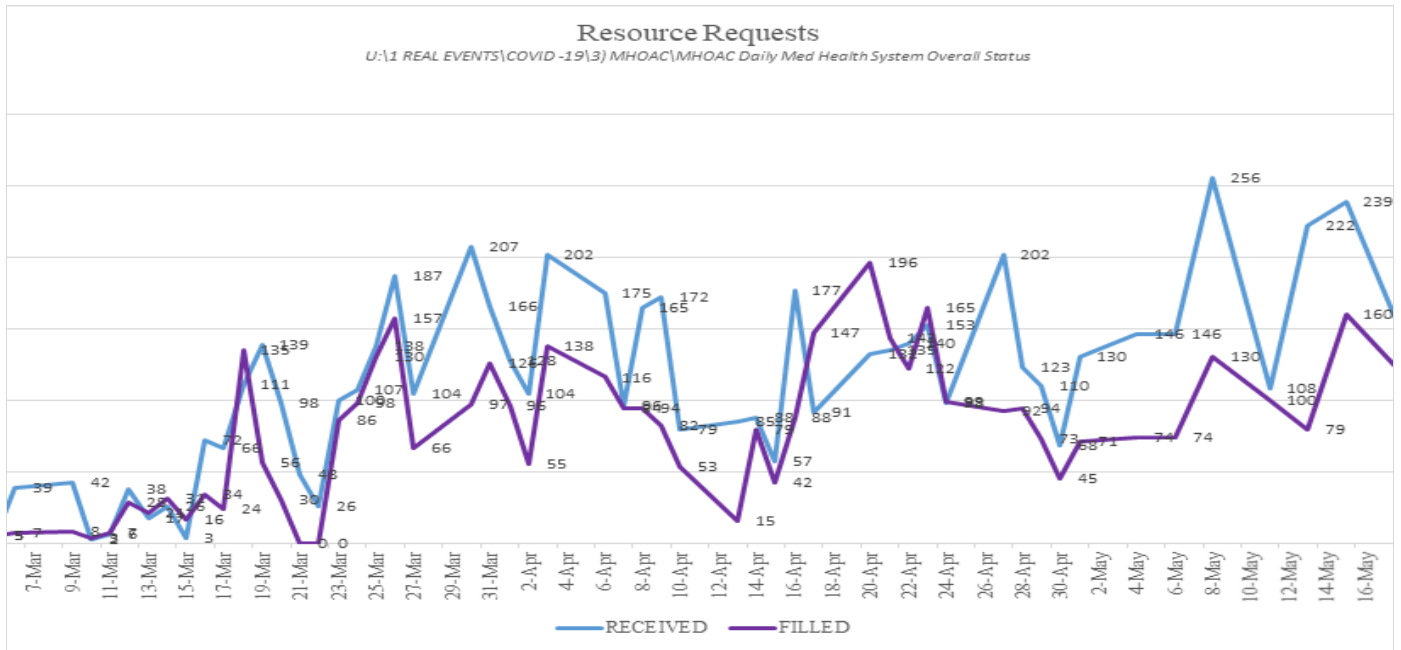
- Dataset includes all acute care hospitals with & without emergency departments (33 hospitals).
- Data is about 2 days behind and gathered daily at one point in time.

**Orange County Emergency Medical Services
Medical Health Operational Area Coordination (MHOAC)
Online at: <http://www.healthdisasteroc.org/ems/archive>
5/20/20**

AGENCY OPERATIONS CENTER / LOGISTICS SECTION

- AOC Activated at Level II; Hours of Operation M-W-F 0900-1600; Warehouse Ops M-F 0900-1600
- SCARCE Resources: N95, Gloves, Wipes
- DEPLETED Resources: Thermometers, Testing Kits, Isolation Gowns

Total Activity		
INQUIRIES	RR RECEIVED	RR FILLED
11,656	5,829	4,069 (70%)



Logistics Daily Units Distributed 5-18-2020	
N95 Mask	7,330
Surgical Mask	9,1200
Gown	100
Gloves	8,300
Eye Protection	855
Hand Sanitizer	0
Other	86,927
Total Units	112,672

**Orange County Emergency Medical Services
 Medical Health Operational Area Coordination (MHOAC)
 Online at: <http://www.healthdisasteroc.org/ems/archive>
 5/20/20**

ALTERNATE CARE SITES

Fairview (COVID-19 +)		
Patient Census (as of 5/15/2020 06:30)	CURRENT	TOTAL
Orange County	6	11
LA County	6	10
Total patients CENSUS / TOTAL ACCEPTED	11	21
Patients Discharged		TOTAL
AMA		0
DISCHARGED		10
EXPIRED		0
TRANSFERRED		0

BED CAPACITY

CURRENT BED CAPACITY		
Total # of Hospital Beds (pre-COVID-19)		4,879
Ventilators		809
Expanded Bed Capacity (21%)	+1,024	5,903
Existing Surge Tents	+50	5,953
Ordered Surge Tents	15 arrived / awaiting 5 more	
FAIRVIEW	+100	6,053
FAIRGROUNDS	Planning	
TOTAL BED CAPACITY		6,053

TOTAL HOSPITAL SURGE/BED CAPACITY		
Total # of Hospital Beds (pre-COVID-19)		4,879
Ventilators (goal)		1,737
Expanded Bed Capacity (70%)	+3,415	8,294
Ordered Surge Tents	+200	8,494
REGION I - FAIRVIEW	+100	8,394
REGION I - FAIRGROUNDS	Planning	
TOTAL BED CAPACITY		8,394