

**Orange County Emergency Medical Services  
Medical Health Operational Area Coordination (MHOAC)  
Online at: <http://www.healthdisasteroc.org/ems/archive>  
5/22/20**

**OVERVIEW OF CURRENT SITUATION (5/22/20 0730)**

Source: Johns Hopkins University & Medicine <https://coronavirus.jhu.edu/map.html>

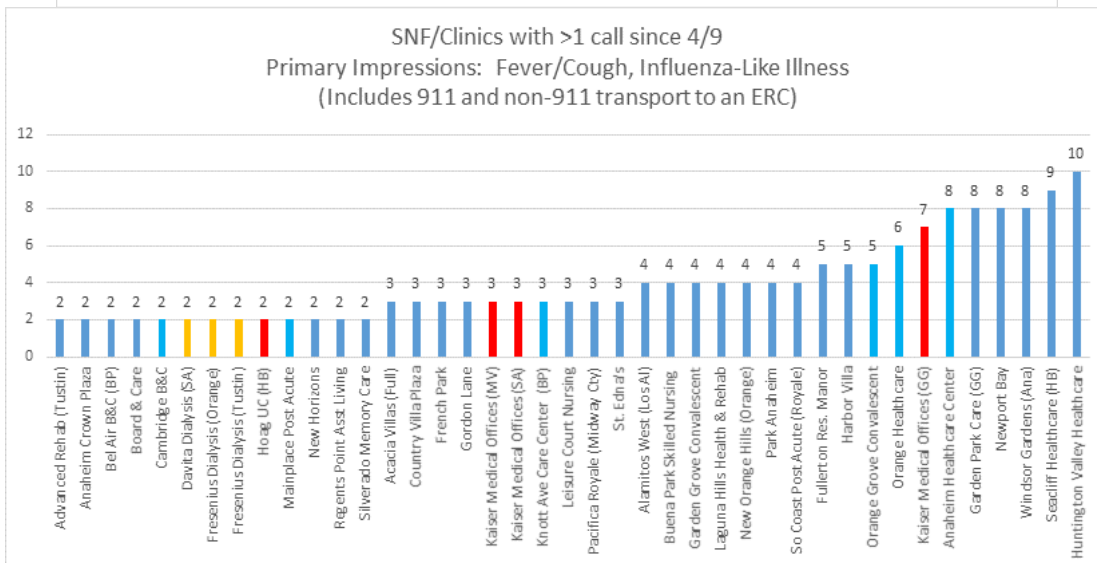
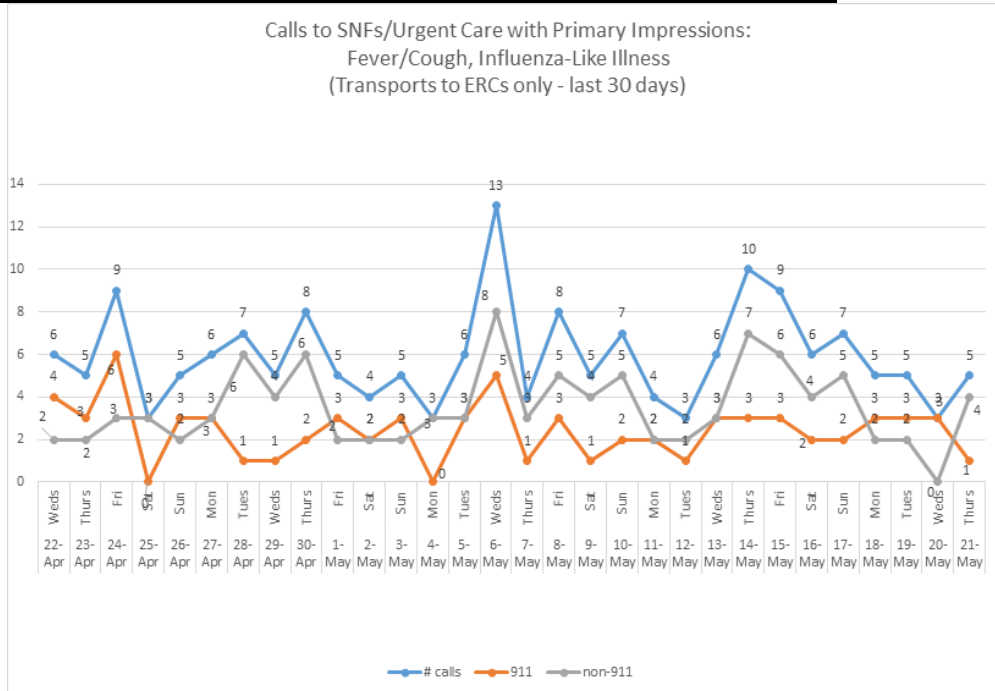
Cases / Deaths  
 Worldwide: 5,154,152 / 335,063  
 Nationwide: 1,583,561 / 95,052  
 California: 88,480 / 3,604

**PUBLIC HEALTH (as of 5/22/20 1000)**

<a href="#">Orange County COVID-19 Summary*</a> <a href="#">click for full details</a>	Sat 5/16/20	Sun 5/17/20	Mon 5/18/20	Tue 5/19/20	Wed 5/20/20	Thu 5/21/20	Fri 5/22/20
Cases	4,193	4,345	4,400	4,472	4,721	4,833	4,941
Deaths	86	88	88	88	98	112	118
Tests Reported Today	1,194	1,594	1,016	1,331	2,074	1,311	1,052
Cumulative Tests to Date	82,804	84,398	85,414	86,745	88,819	90,130	93,906

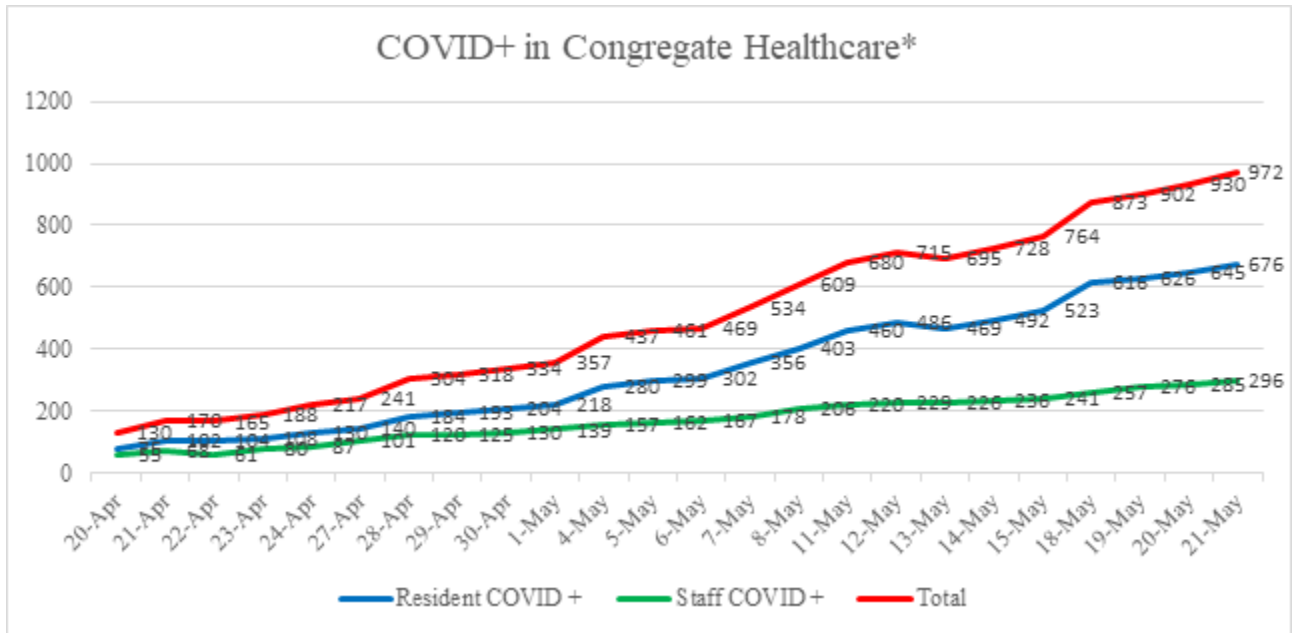
*\*Data posted is always preliminary & subject to change. More information may become available as individual case investigations are completed.*

**SKILLED NURSING/ASSISTED LIVING/RESIDENTIAL CARE FACILITY STATUS**



**Orange County Emergency Medical Services  
Medical Health Operational Area Coordination (MHOAC)  
Online at: <http://www.healthdisasteroc.org/ems/archive>  
5/22/20**

**Local Data Set**



\*Also includes Outbreak non-health facilities: Assisted Living, Residential Care, Acute Psych

**Facility Outbreaks**

Facility Type	#	An "Outbreak" is two (2) or more confirmed cases of COVID-19 in facility residents occurring within 14 days.
Skilled Nursing	18	Advanced Rehab Center of Tustin, Alamitos West Health & Rehab, Anaheim Healthcare Center, Country Villa Plaza, Coventry Court, French Park Care Center, Garden Park Care Center, Gordon, Lane Care Center, Healthcare Center of Orange County, Huntington Valley Healthcare Center, Laguna Hills Health & Rehab, Orange Healthcare & Wellness, Orangegrove Rehab Hospital, Park Anaheim Healthcare Center, Sea Cliff Healthcare Center, St. Edna Subacute & Rehab, West Anaheim Extended Care, Windsor Gardens Center of Anaheim
Assisted Living	2	Acacia Villa, Harbor Villa Care Center
Care Home	2	Cambridge House, Kamstra

**CDPH SNF Dataset**

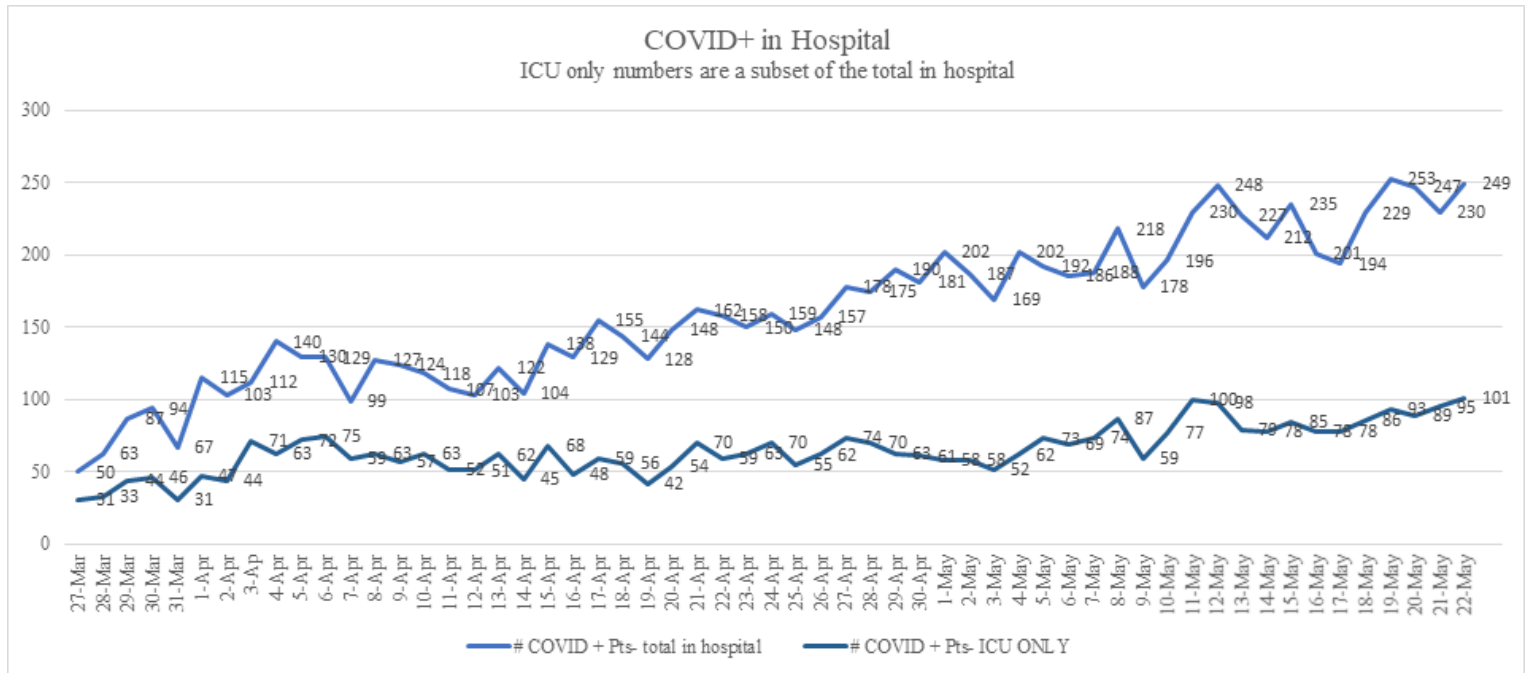
- CDPH SNF Dataset is a point-in-time snapshot of the skilled nursing facilities (SNFs) in California that have reported one or more confirmed COVID-19 cases, by either a resident or health care worker (HCW), within the previous 24 hrs.

Reporting Date: 5/21/20 (72 SNFs)	Skilled Nursing Facility PPE – DAYS ON HAND*			
	0 - 3 days	4 - 7 days	8-14 days	15+ days
<b>N95 Masks</b>	6	13	13	39
<b>Surgical Masks</b>	2	10	18	42
<b>Eye Protection</b>	3	12	15	42
<b>Gowns</b>	4	15	17	35
<b>Gloves</b>	2	12	17	41
<b>Alcohol-Based Hand Sanitizer</b>	4	12	17	39

- Does not include 14-day stockpile in reserve at AOC

**Orange County Emergency Medical Services  
Medical Health Operational Area Coordination (MHOAC)  
Online at: <http://www.healthdisasteroc.org/ems/archive>  
5/22/20**

**HOSPITAL STATUS**



<b>Acute Care Hospitals with Emergency Departments (25)</b>						
All Hospital Surge Plans Activated = Increased Bed Capacity 21% (+1,024 beds)						
Total Capacity: 5,903						
Date	Hospitals Reporting	Occupancy % (5,903 beds)	Staffed/Available Medical/Surgical Beds	Staffed/Available ICU Beds	COVID + Hospitalized	COVID + ICU
<b>LOCAL Dataset</b>						
5/10	23	58%	118	44	196	67
5/11	25	59%	337	60	230	100
5/12	25	59%	240	67	248	98
5/13	24	77%	171	67	227	79
5/14	24	60%	245	60	212	78
5/15	21	60%	222	59	235	85
5/16	21	59%	189	55	201	78
5/17	21	58%	142	52	194	78
5/18	24	59%	160	58	229	86
5/19	25	60%	176	73	253	93
5/20	25	66%	188	65	247	89
5/21	25	66%	182	81	230	95
5/22	24	67%	254	72	249	101
5/23						

*These numbers fluctuate hourly due to changes in patient conditions. Data is gathered daily at one point in time.*

**CDPH Dataset**

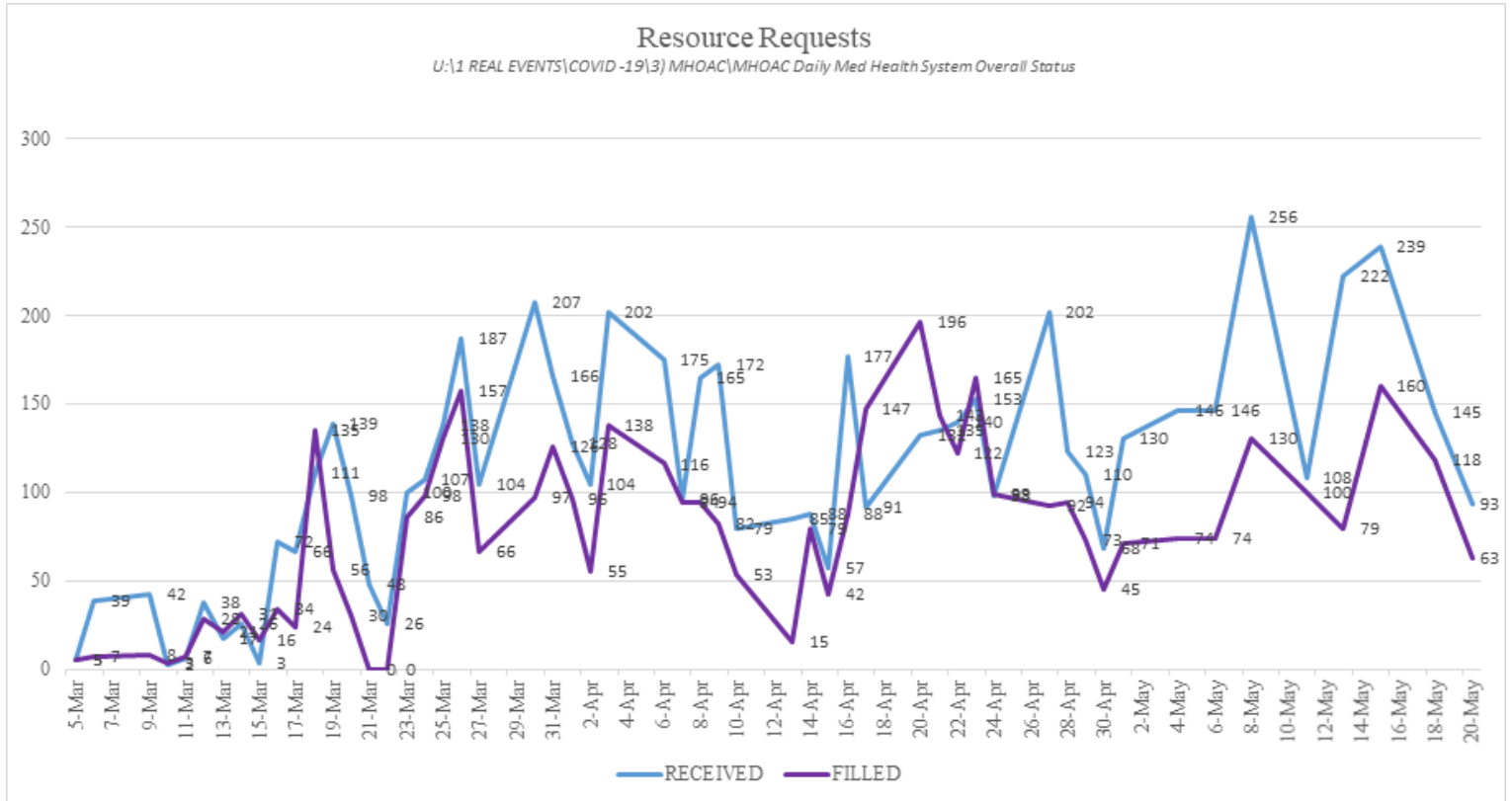
- Dataset includes all acute care hospitals with & without emergency departments (33 hospitals).
- Data is about 2 days behind and gathered daily at one point in time.

**Orange County Emergency Medical Services  
 Medical Health Operational Area Coordination (MHOAC)  
 Online at: <http://www.healthdisasteroc.org/ems/archive>  
 5/22/20**

**AGENCY OPERATIONS CENTER / LOGISTICS SECTION**

- AOC Activated at Level II; Hours of Operation M-W-F 0900-1600; Warehouse Ops M-F 0900-1600
- SCARCE Resources: N95, Gloves, Testing Kits
- DEPLETED Resources: Isolation Gowns

Total Activity		
INQUIRIES	RR RECEIVED	RR FILLED
11,920	5,922	4,132 (70%)



Logistics Daily Units Distributed 5-20-2020	
N95 Mask	5,160
Surgical Mask	3,400
Gown	20
Gloves	10,200
Eye Protection	1,709
Hand Sanitizer	598
Other	30,136
<b>Total Units</b>	<b>51,123</b>

**Orange County Emergency Medical Services  
 Medical Health Operational Area Coordination (MHOAC)  
 Online at: <http://www.healthdisasteroc.org/ems/archive>  
 5/22/20**

**ALTERNATE CARE SITES**

Fairview (COVID-19 +)		
Patient Census (as of 5/22/2020 06:30)	CURRENT	TOTAL
Orange County	6	11
LA County	3	10
Ventura County	0	1
<b>Total patients CENSUS / TOTAL ACCEPTED</b>	<b>9</b>	<b>21</b>
Patients Discharged		TOTAL
AMA		0
DISCHARGED		13
EXPIRED		0
TRANSFERRED		0

**BED CAPACITY**

CURRENT BED CAPACITY		
Total # of Hospital Beds (pre-COVID-19)		<b>4,879</b>
Ventilators		<b>809</b>
Expanded Bed Capacity (21%)	<b>+1,024</b>	<b>5,903</b>
Existing Surge Tents	<b>+50</b>	<b>5,953</b>
Ordered Surge Tents	<b>15 arrived / awaiting 5 more</b>	
FAIRVIEW	<b>+100</b>	<b>6,053</b>
FAIRGROUNDS	<b>Planning</b>	
<b>TOTAL BED CAPACITY</b>		<b>6,053</b>

TOTAL HOSPITAL SURGE/BED CAPACITY		
Total # of Hospital Beds (pre-COVID-19)		<b>4,879</b>
Ventilators (goal)		<b>1,737</b>
Expanded Bed Capacity (70%)	<b>+3,415</b>	<b>8,294</b>
Ordered Surge Tents	<b>+200</b>	<b>8,494</b>
REGION I - FAIRVIEW	<b>+100</b>	<b>8,394</b>
REGION I - FAIRGROUNDS	<b>Planning</b>	
<b>TOTAL BED CAPACITY</b>		<b>8,394</b>