

**Orange County Emergency Medical Services
Medical Health Operational Area Coordination (MHOAC)
Online at: <http://www.healthdisasteroc.org/ems/archive>
5/27/20**

OVERVIEW OF CURRENT SITUATION (5/26/20 0730) Source: Johns Hopkins University & Medicine <https://coronavirus.jhu.edu/map.html>

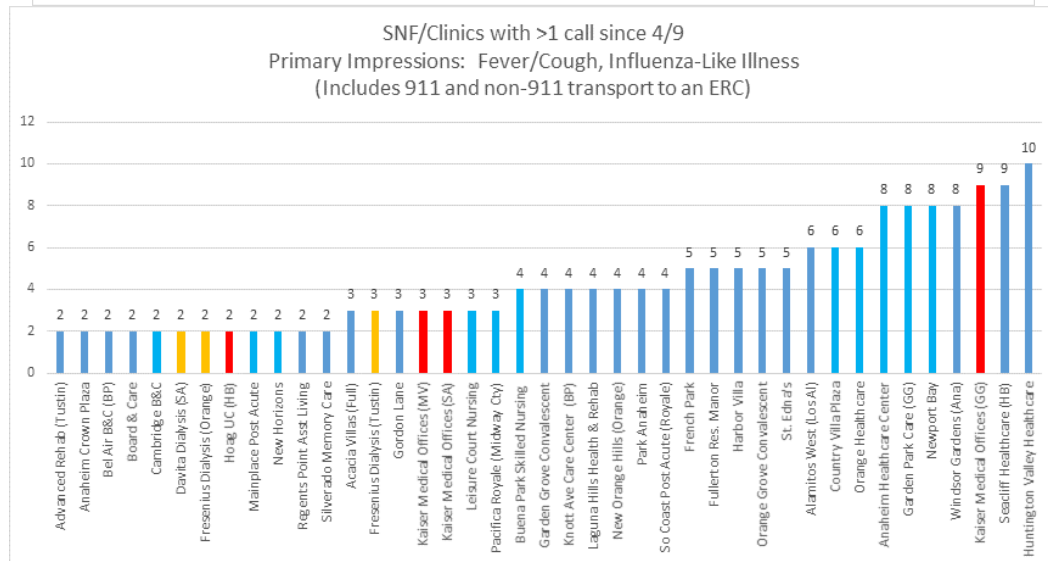
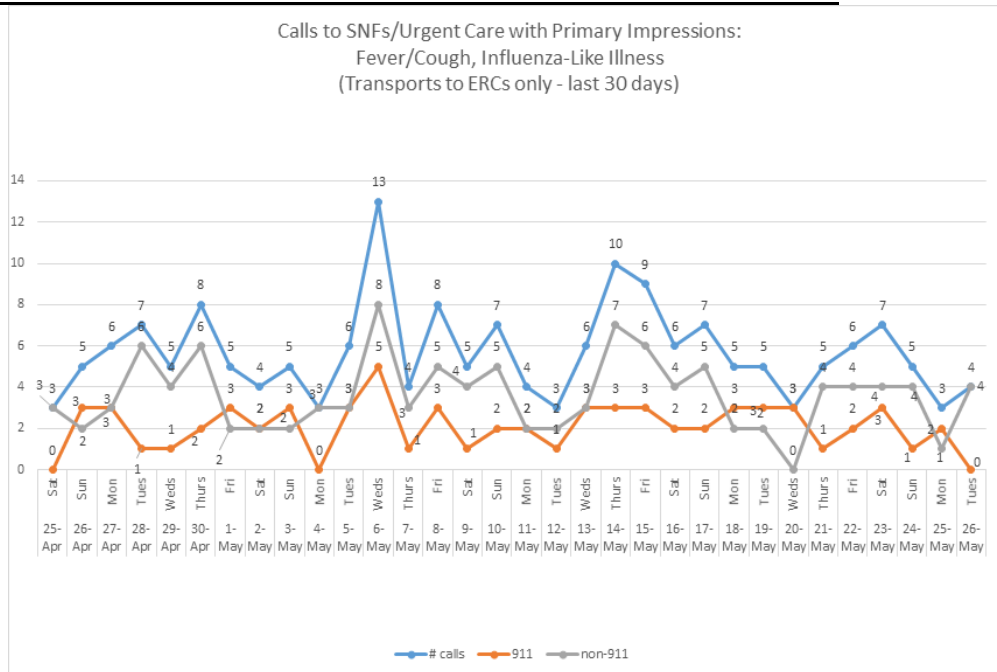
Cases / Deaths
 Worldwide: 5,618,829 / 351,146
 Nationwide: 1,681,793 / 98,933
 California: 99,810 / 3,826

PUBLIC HEALTH (as of 5/27/20 1000)

Orange County COVID-19 Summary* click for full details	Sat 5/23/20	Sun 5/24/20	Mon 5/25/20	Tue 5/26/20	Wed 5/27/20	Thu 5/28/20	Fri 5/29/20
Cases	5,108	5,287	5,420	5,530	5,646		
Deaths	130	131	131	131	136		
Tests Reported Today	3,020	2,657	2,750	2,159	1,088		
Cumulative Tests to Date	100,359	103,016	105,766	107,925	109,013		

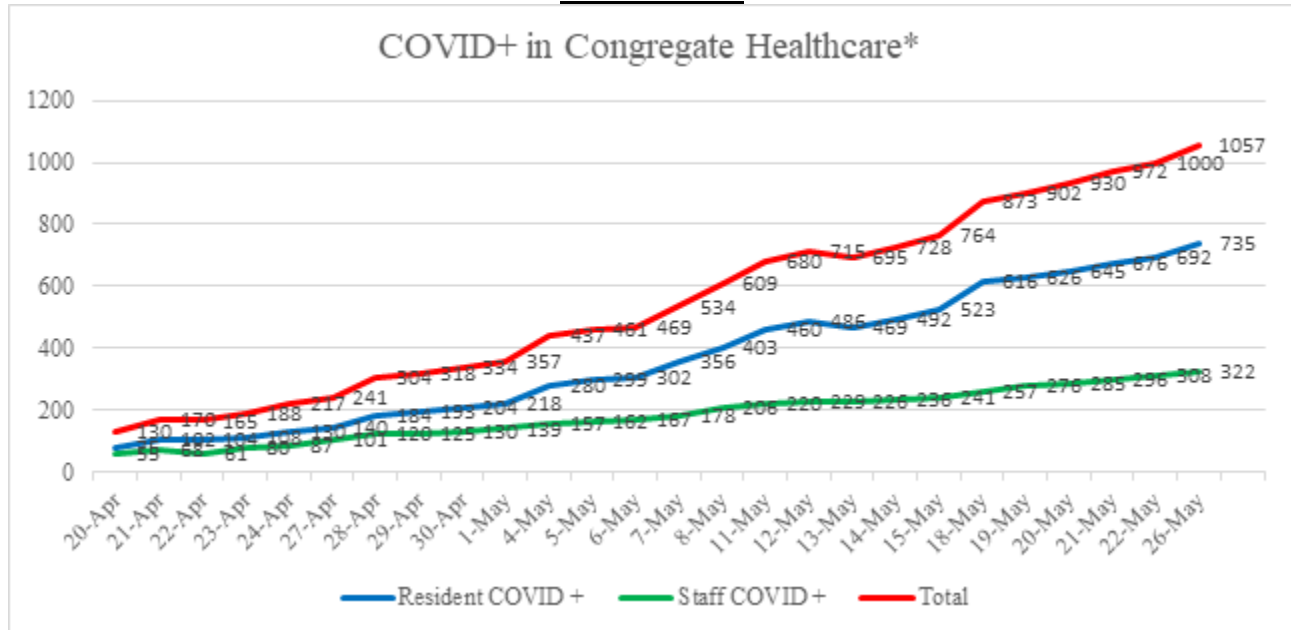
*Data posted is always preliminary & subject to change. More information may become available as individual case investigations are completed.

SKILLED NURSING/ASSISTED LIVING/RESIDENTIAL CARE FACILITY STATUS



**Orange County Emergency Medical Services
Medical Health Operational Area Coordination (MHOAC)
Online at: <http://www.healthdisasteroc.org/ems/archive>
5/27/20**

Local Data Set



*Also includes Outbreak non-health facilities: Assisted Living, Residential Care, Acute Psych

Facility Outbreaks

Facility Type	#	An "Outbreak" is two (2) or more confirmed cases of COVID-19 in facility residents occurring within 14 days.
Skilled Nursing	22	Advanced Rehab Center of Tustin, Alamitos West Health & Rehab, Anaheim Healthcare Center, Country Villa Plaza, Coventry Court, French Park Care Center, Garden Park Care Center, Gordon, Lane Care Center, Healthcare Center of Orange County, Huntington Valley Healthcare Center, Laguna Hills Health & Rehab, Manor Care FV, Orange Healthcare & Wellness, Orangegrove Rehab Hospital, Palm Terrace, Park Anaheim Healthcare Center, Sea Cliff Healthcare Center, Seal Beach Health & Rehab, St. Edna Subacute & Rehab, West Anaheim Extended Care, Windsor Gardens Center of Anaheim
Assisted Living	2	Acacia Villa, Harbor Villa Care Center
Care Home	2	Cambridge House, Kamstra

CDPH SNF Dataset

- CDPH SNF Dataset is a point-in-time snapshot of the skilled nursing facilities (SNFs) in California that have reported one or more confirmed COVID-19 cases, by either a resident or health care worker (HCW), within the previous 24 hrs.

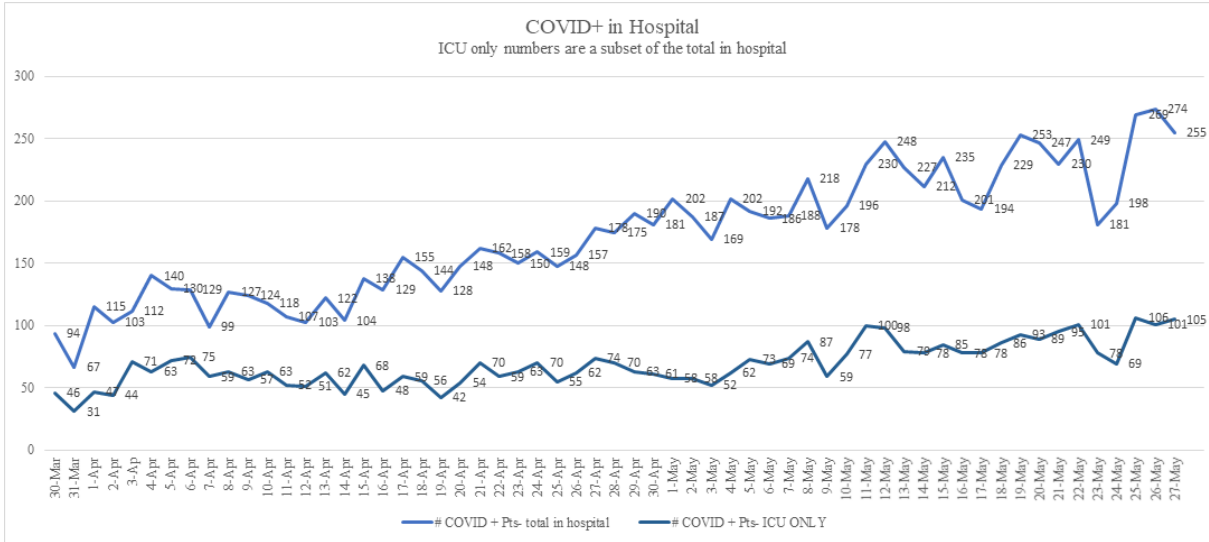
Reporting Date: 5/26/20 (73 SNFs reported)	Skilled Nursing Facility PPE – DAYS ON HAND*			
	0 - 3 days	4 - 7 days	8-14 days	15+ days
N95 Masks	4	15	16	38
Surgical Masks	2	11	19	41
Eye Protection	5	15	23	29
Gowns	5	15	23	29
Gloves	3	13	21	36
Alcohol-Based Hand Sanitizer	3	12	21	35

- Does not include 14-day County stockpile currently in distribution process nor FEMA PPE packages

**Orange County Emergency Medical Services
Medical Health Operational Area Coordination (MHOAC)
Online at: <http://www.healthdisasteroc.org/ems/archive>
5/27/20**

HOSPITAL STATUS

- Through our medical health mutual aid system, OC hospitals are & have accepted overflow COVID+ patients from Imperial County. Since, last state report, 9 patients were transferred in to OC.



Acute Care Hospitals with Emergency Departments (25)						
All Hospital Surge Plans Activated = Increased Bed Capacity 21% (+1,024 beds)						
Total Capacity: 5,903						
Date	Hospitals Reporting	Occupancy % (5,903 beds)	Staffed/Available Medical/Surgical Beds	Staffed/Available ICU Beds	COVID + Hospitalized	COVID + ICU
LOCAL Dataset						
5/17	21	58%	142	52	194	78
5/18	24	59%	160	58	229	86
5/19	25	60%	176	73	253	93
5/20	25	66%	188	65	247	89
5/21	25	66%	182	81	230	95
5/22	24	67%	254	72	249	101
5/23	22	64%	117	47	181	78
5/24	23	58%	161	57	198	69
5/25	24	59%	177	81	269	106
5/26	24	60%	212	60	274	101
5/27	23	64%	155	59	255	105
5/28						
5/29						
5/30						

These numbers fluctuate hourly due to changes in patient conditions. Data is gathered daily at one point in time.

Reporting Date: 5/26/20 (18/33 ACHs reported)	Acute Care Hospital PPE – DAYS ON HAND			
	0 - 3 days	4 - 14 days	15+ days	Non Reported
N95 Masks	0	7	11	0
Surgical Masks	2	4	12	0
Face Shields	0	6	12	0
PAPR Hoods	3	6	4	4
Eye Protection	2	3	13	0
Gowns	0	9	9	0
Gloves	1	7	10	0

**Orange County Emergency Medical Services
Medical Health Operational Area Coordination (MHOAC)
Online at: <http://www.healthdisasteroc.org/ems/archive>
5/27/20**

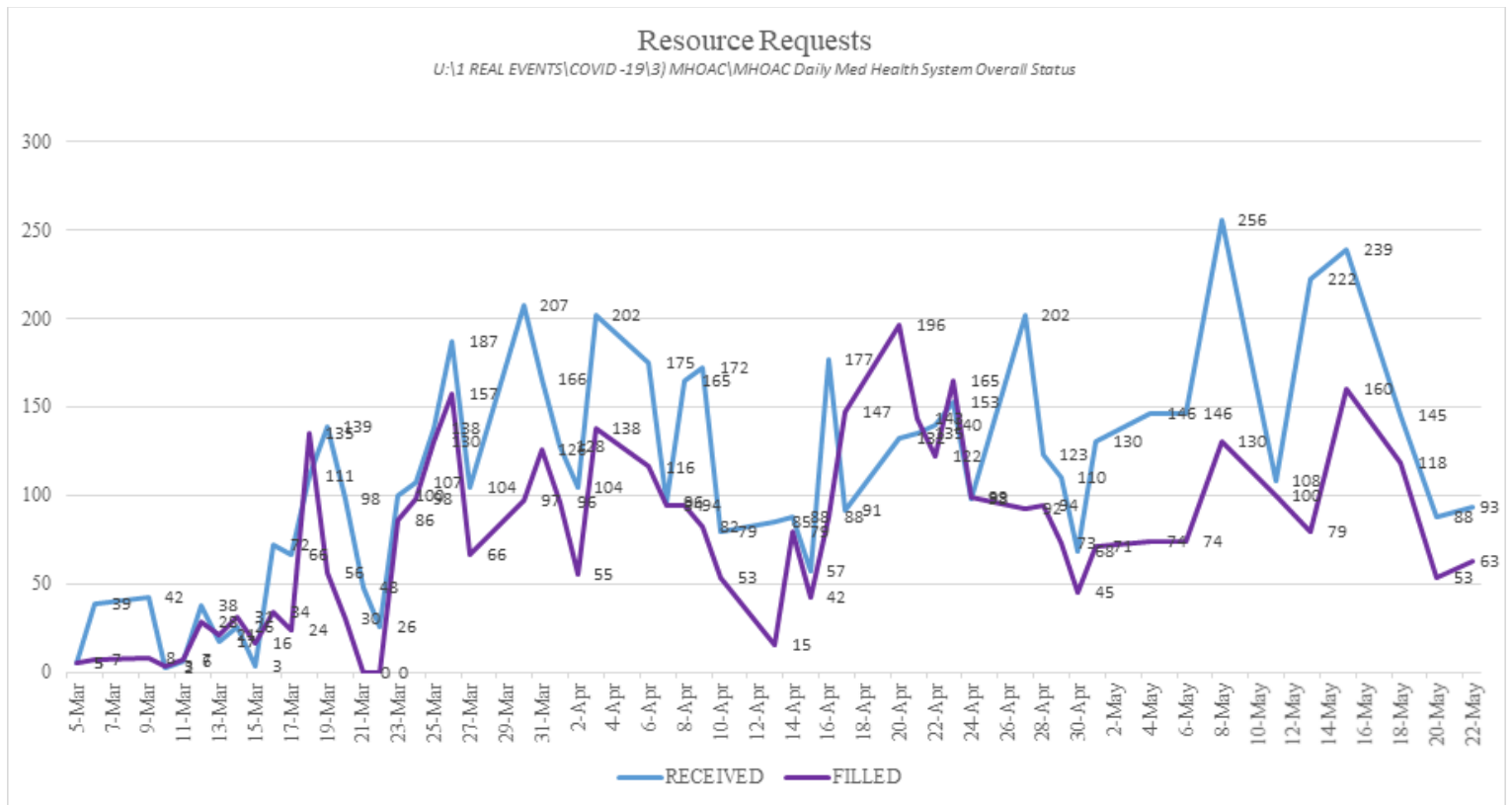
CDPH Dataset

- Dataset includes all acute care hospitals with & without emergency departments (33 hospitals). Data is about 2 days behind and gathered daily at one point in time.

AGENCY OPERATIONS CENTER / LOGISTICS SECTION

- AOC Activated at Level II; Hours of Operation M-W-F 0900-1600; Warehouse Ops M-F 0900-1600
- SCARCE Resources: N95, Gloves, Testing Kits
- DEPLETED Resources: Isolation Gowns

Total Activity		
INQUIRIES	RR RECEIVED	RR FILLED
12,135	6,010	4,185 (70%)



Logistics Daily Units Distributed 5-22-2020	
N95 Mask	82,740
Surgical Mask	1,900
Gown	66,810
Gloves	18,300
Eye Protection	1,770
Hand Sanitizer	2,372
Other	158
Total Units	174,050

Inventory Report February 18 to May 22, 2020	
Medical Supply/Equipment Total Units Distributed	
N95 Mask	1,669,132
Surgical Mask	373,418
Gowns	162,988
PPE-Suit	9,852
Gloves	288,400
Eye Protection	113,520
Hand Sanitizer	184,199
Other Items	124,670
Total Units	2,926,179

**Orange County Emergency Medical Services
 Medical Health Operational Area Coordination (MHOAC)
 Online at: <http://www.healthdisasteroc.org/ems/archive>
 5/27/20**

ALTERNATE CARE SITES

Fairview (COVID-19 +)		
Patient Census (as of 5/22/2020 06:30)	CURRENT	TOTAL
Orange County	3	12
LA County	3	10
Ventura County	0	1
Total patients CENSUS / TOTAL ACCEPTED	6	23
Patients Discharged		TOTAL
AMA		0
DISCHARGED		17
EXPIRED		0
TRANSFERRED		0

BED CAPACITY

CURRENT BED CAPACITY		
Total # of Hospital Beds (pre-COVID-19)		4,879
Ventilators		809
Expanded Bed Capacity (21%)	+1,024	5,903
Existing Surge Tents	+50	5,953
Ordered Surge Tents	15 arrived / awaiting 5 more	
FAIRVIEW	+100	6,053
FAIRGROUNDS	Planning	
TOTAL BED CAPACITY		6,053

TOTAL HOSPITAL SURGE/BED CAPACITY		
Total # of Hospital Beds (pre-COVID-19)		4,879
Ventilators (goal)		1,737
Expanded Bed Capacity (70%)	+3,415	8,294
Ordered Surge Tents	+200	8,494
REGION I - FAIRVIEW	+100	8,394
REGION I - FAIRGROUNDS	Planning	
TOTAL BED CAPACITY		8,394