

**Orange County Emergency Medical Services
Medical Health Operational Area Coordination (MHOAC)
Online at: <http://www.healthdisasteroc.org/ems/archive>
6/05/20**

OVERVIEW OF CURRENT SITUATION (6/05/20 0730) Source: Johns Hopkins University & Medicine <https://coronavirus.jhu.edu/map.html>

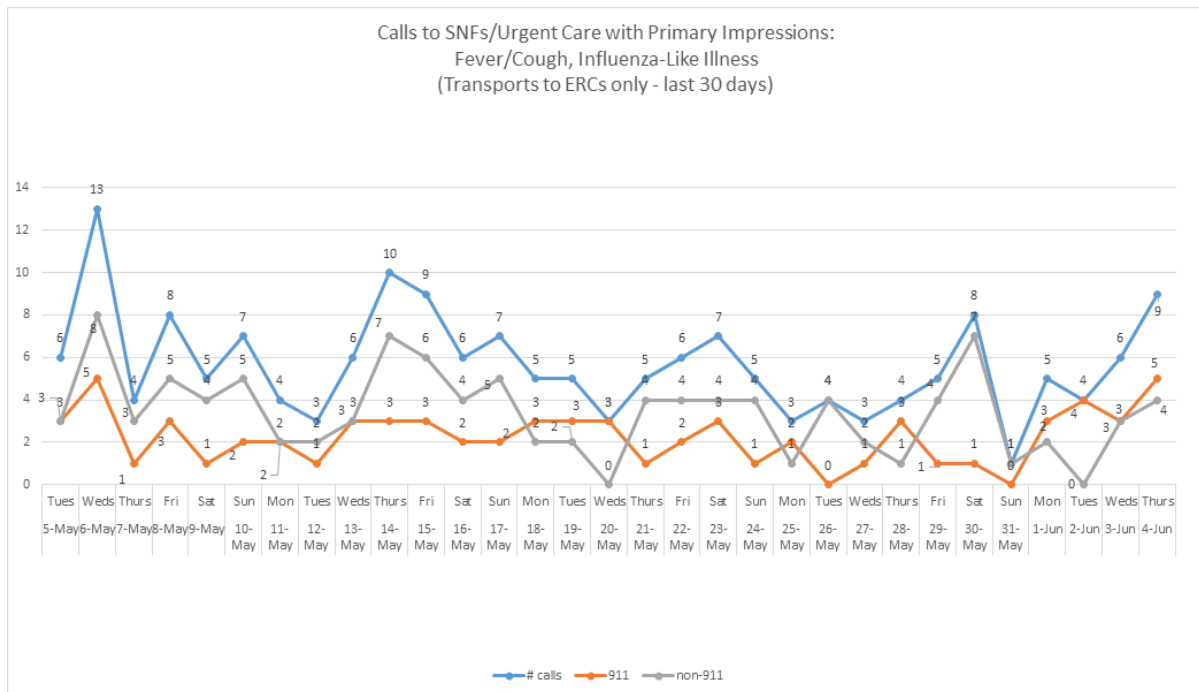
Cases / Deaths
 Worldwide: 6,675,011 / 391,848
 Nationwide: 1,874,411 / 108,238
 California: 122,936 / 4,454

PUBLIC HEALTH (as of 6/05/20 1000)

Orange County COVID-19 Summary* <i>click for full details</i>	Sat 5/30/20	Sun 5/31/20	Mon 6/1/20	Tue 6/2/20	Wed 6/3/20	Thu 6/4/20	Fri 6/5/20
Cases	6,058	6,218	6,429	6,527	6,662	6,768	7,064
Deaths	146	147	147	150	158	165	174
Tests Reported Today	4,273	3,570	3,024	2,786	2,680	2,639	1,932
Cumulative Tests to Date	131,740	135,310	138,334	141,120	143,800	146,439	148,371

**Data posted is always preliminary & subject to change. More information may become available as individual case investigations are completed.*

SKILLED NURSING/ASSISTED LIVING/RESIDENTIAL CARE FACILITY STATUS

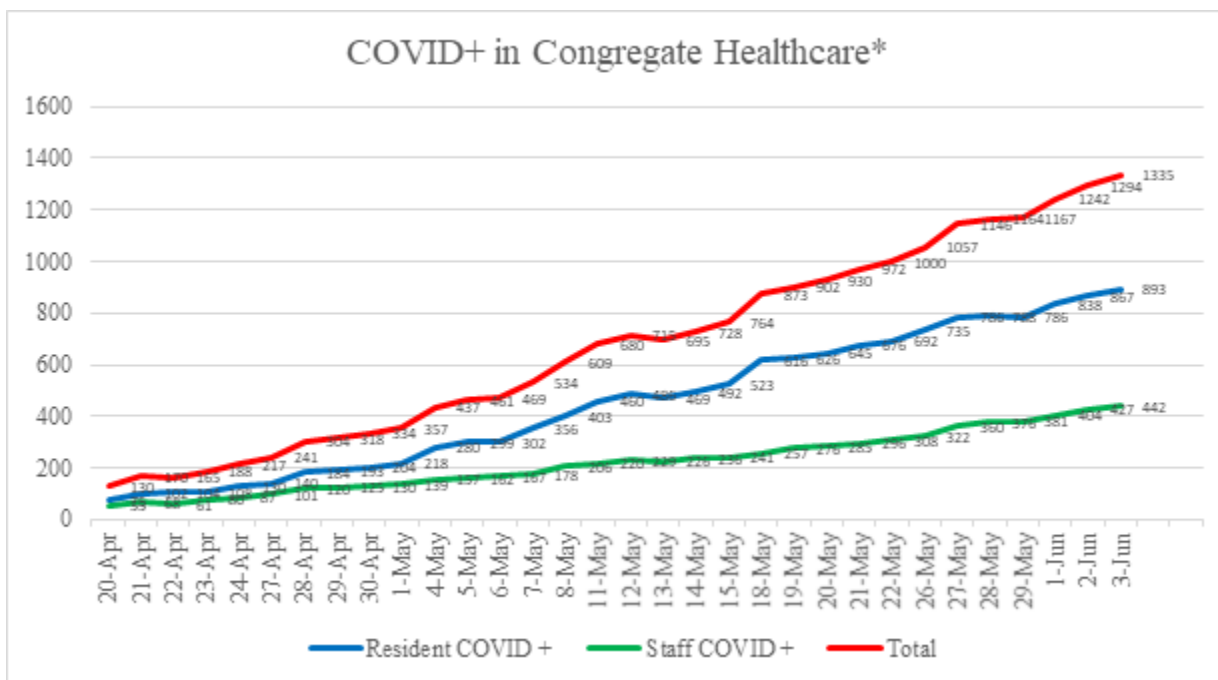


Reporting Date: 6/5/20 (73 SNFs reported)	Skilled Nursing Facility PPE – DAYS ON HAND*			
	0 - 3 days	4 - 7 days	8-14 days	15+ days
N95 Masks	2	7	19	45
Surgical Masks	1	6	18	48
Eye Protection	1	7	17	48
Gowns	1	8	20	44
Gloves	1	6	26	40
Alcohol-Based Hand Sanitizer	3	14	12	44

- 75% (55) SNFs have received 14-days of PPE from COUNTY STOCKPILE; Awaiting report on FEMA PPE

**Orange County Emergency Medical Services
 Medical Health Operational Area Coordination (MHOAC)
 Online at: <http://www.healthdisasteroc.org/ems/archive>
 6/05/20**

Local Data Set



*Also includes Outbreak non-health facilities: Assisted Living, Residential Care, Acute Psych

Facility Outbreaks (as of 6/4/20 1700)

Facility Type	#	An "Outbreak" is two (2) or more confirmed cases of COVID-19 in facility residents occurring within 14 days.
Skilled Nursing	26	Advanced Rehab Center of Tustin, Alamitos West Health & Rehab, Anaheim Healthcare Center, Buena Vista Care Center, Country Villa Plaza, Coventry Court, French Park Care Center, Garden Grove Convalescent Hospital, Garden Park Care Center, Gordon Lane Care Center, Healthcare Center of Orange County, Huntington Valley Healthcare Center, Laguna Hills Health & Rehab, Manor Care FV, Leisure Court Nursing Center, Orange Healthcare & Wellness, Orangegrove Rehab Hospital, Pacific Haven Healthcare Center, Palm Terrace, Park Anaheim Healthcare Center, Sea Cliff Healthcare Center, Seal Beach Health & Rehab, South Coast Post Acute, St. Edna Subacute & Rehab, West Anaheim Extended Care, Windsor Gardens Center of Anaheim
Assisted Living	3	Acacia Villa, Harbor Villa Care Center, The Groves of Tustin
Care Home	2	Cambridge House, Kamstra

CDPH SNF Dataset

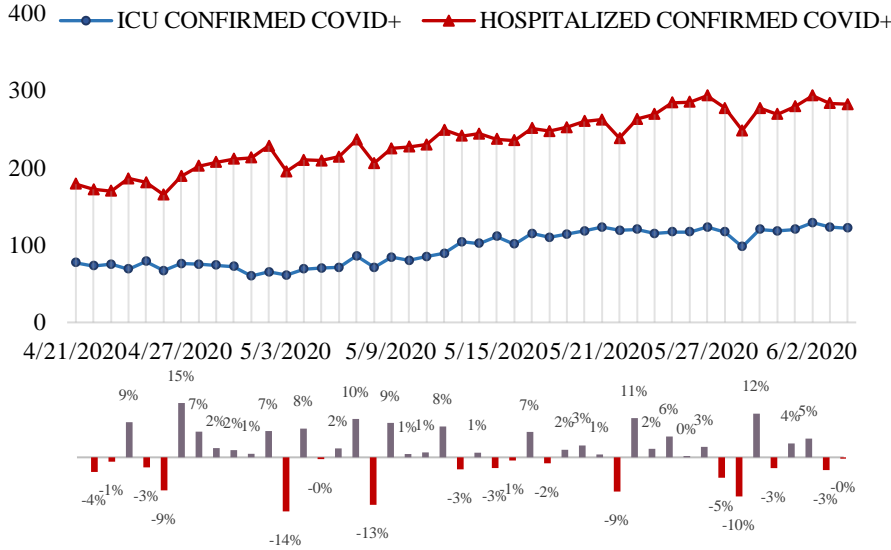
- CDPH SNF Dataset is a point-in-time snapshot of the skilled nursing facilities (SNFs) in California that have reported one or more confirmed COVID-19 cases, by either a resident or health care worker (HCW), within the previous 24 hrs.

**Orange County Emergency Medical Services
Medical Health Operational Area Coordination (MHOAC)
Online at: <http://www.healthdisasteroc.org/ems/archive>
6/05/20**

HOSPITAL STATUS

Hospitals (26): Anaheim Regional, Anaheim Global, Chapman Global, CHOC, CHOC at Mission, Foothill, Fountain Valley, Garden Grove, Hoag-Irvine, Hoag-Newport Beach, Huntington Beach, Kaiser-Anaheim, Kaiser-Irvine, La Palma, Los Alamitos, Mission-Laguna Beach, Mission-Mission Viejo, Orange Coast Memorial, Orange County Global, Placentia Linda, Saddleback Memorial, Saint Jude, South Coast Global, St. Josephs, UCI, West Anaheim

SYSTEM COVID POSITIVE (04/21/20 - 06/04/20) | 26 hospitals reporting



ICU - 06/04/20

122 -1 ▼ -0.8%

SYSTEM - 06/04/20

282 -1 ▼ -0.4%

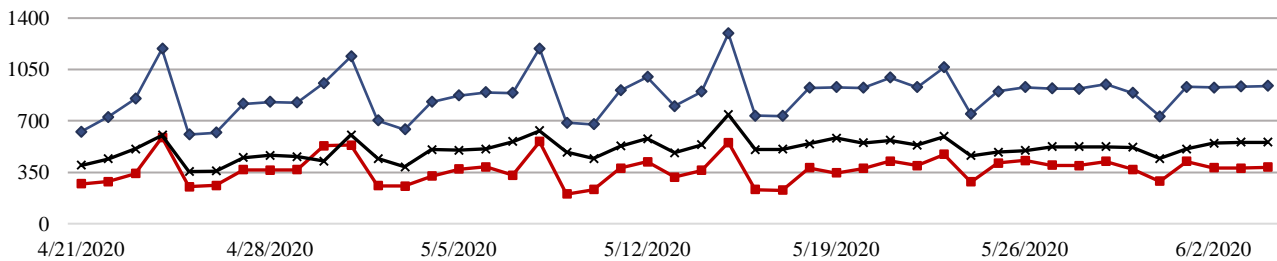
1 DAY SYSTEM % +/- ▲ FROM 06/03/20

6/4/2020 -1 ▼ -0.4%

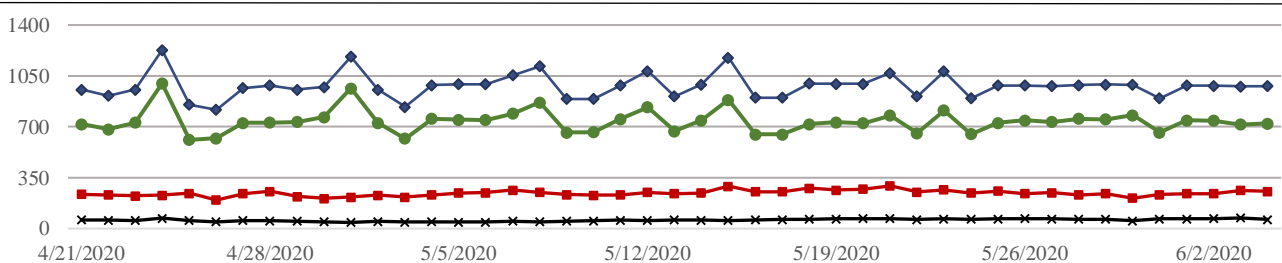
7 DAY SYSTEM % +/- ▲ FROM 05/28/20

6/4/2020 5 ▲ 1.8%

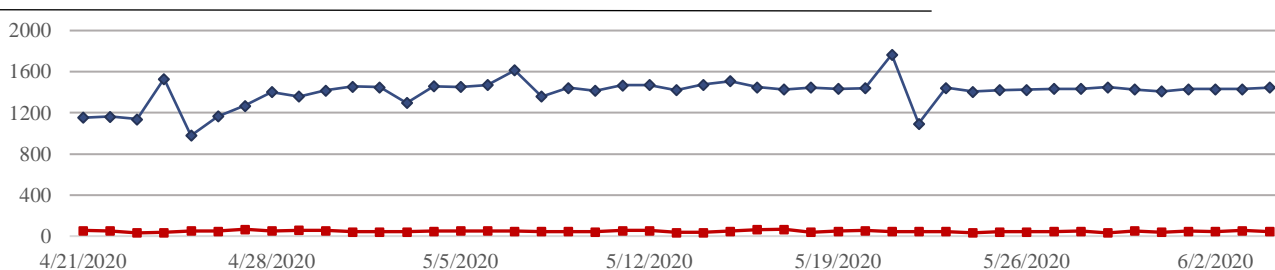
ICU BEDS | SYSTEM - 939 | AVAILABLE - 385 | OCCUPIED - 554



VENTILATORS | SYSTEM - 980 | AVAILABLE - 723 | SYSTEM IN USE - 257 | COVID+- 63



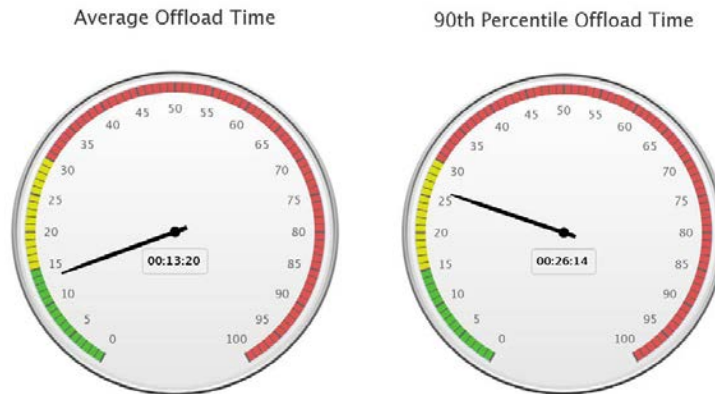
SYSTEM SURGE CAPACITY | SYSTEM - 1447 | OCCUPIED - 46



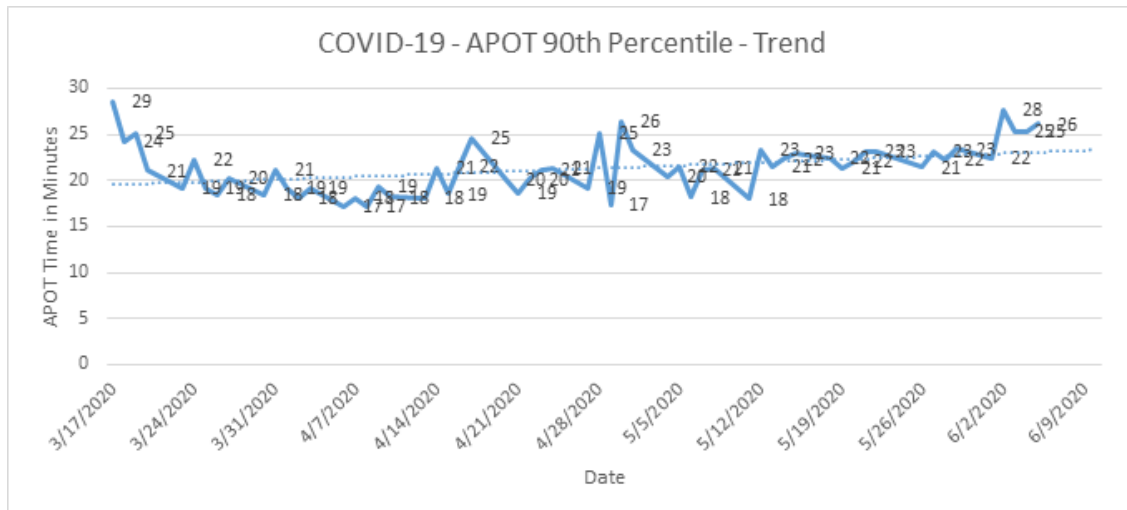
**Orange County Emergency Medical Services
 Medical Health Operational Area Coordination (MHOAC)
 Online at: <http://www.healthdisasteroc.org/ems/archive>
 6/05/20**

Reporting Date: 6/4/20 (33/33 ACHs reported)	Acute Care Hospital PPE – DAYS ON HAND			
	0 - 3 days	4 - 14 days	15+ days	Non Reported
N95 Masks	1	8	18	6
Surgical Masks	1	6	20	6
Face Shields	3	8	16	6
PAPR Hoods	9	7	6	11
Eye Protection	2	4	21	6
Gowns	1	13	13	6
Gloves	3	12	12	6

- Notable Emergency Department Diversion (ED closed to all ambulance transport due to no ED capacity) noted in past few days & Thursday, 3 hospitals reported 3-16 hours of ED diversion reported
- Ambulance Patient Offload Time (APOT) is defined as the time the ambulance arrives at the receiving destination (wheels stop) to the time that the ambulance crew physically transfers the patient to the ED gurney. Last 24 hours: **Current Average APOT is 13m20s / Current 90th Percentile APOT is 26m14s.**



- Countywide APOT (90th) times have increased over the last couple of days mainly due to high APOT (over 30 minutes) from a few hospitals. The chart below displays a daily trend since COVID-19 began.



**Orange County Emergency Medical Services
 Medical Health Operational Area Coordination (MHOAC)
 Online at: <http://www.healthdisasteroc.org/ems/archive>
 6/05/20**

AGENCY OPERATIONS CENTER / LOGISTICS SECTION

- AOC Activated at Level II; Hours of Operation M-W-F 0900-1600; Warehouse Ops M-F 0900-1600
- SCARCE Resources: N95, Gloves, Testing Kits, Wipes
- DEPLETED Resources: Gowns

Total Activity		
INQUIRIES	RR RECEIVED	RR FILLED
12,505	6,161	4,370 (71%)

Logistics Daily Units Distributed 6-5-20	
N95 Mask	2,590
Surgical Mask	205,100
Gown	0
Gloves	0
Eye Protection	3,601
Hand Sanitizer	120
Other	128
Total Units	211,439

Inventory Report February 18 to June 3, 2020	
Medical Supply/Equipment Total Units Distributed	
N95 Mask	1,869,349
Surgical Mask	451,268
Gowns	385,268
PPE-Suit	12,352
Gloves	348,900
Eye Protection	118,100
Hand Sanitizer	189,608
Other Items	129,241
Total Units	3,504,086

ALTERNATE CARE SITES

Fairview (COVID-19 +)		
Patient Census (as of 6/03/2020 06:30)	CURRENT	TOTAL
Orange County	3	14
LA County	2	11
Ventura County	0	1
Total patients CENSUS / TOTAL ACCEPTED	5	26
Patients Discharged		TOTAL
AMA		0
DISCHARGED		21
EXPIRED		0
TRANSFERRED		0