

**Orange County Emergency Medical Services  
Medical Health Operational Area Coordination (MHOAC)**

Online at: <http://www.healthdisasteroc.org/ems/archive>

**6/17/20**

**OVERVIEW OF CURRENT SITUATION (6/17/20 0730)**

Source: Johns Hopkins University & Medicine <https://coronavirus.jhu.edu/map.html>

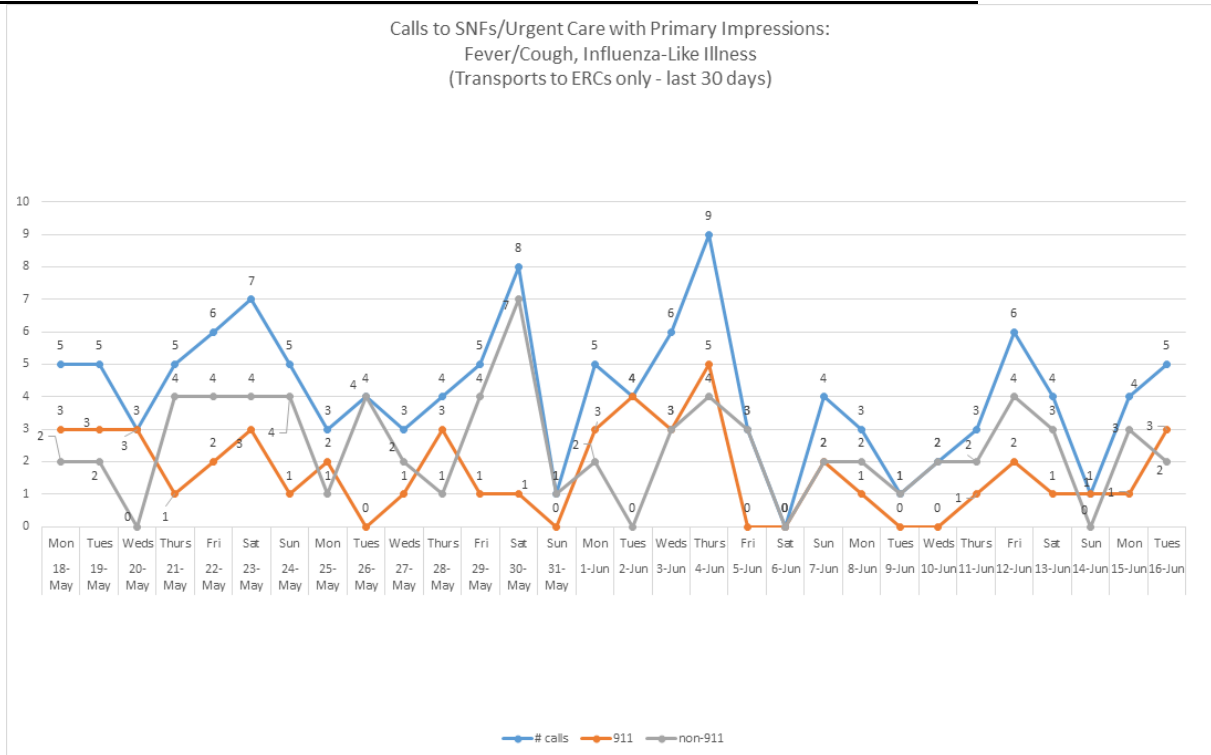
Cases / Deaths  
 Worldwide: 8,204,947 / 444,426  
 Nationwide: 2,137,604 / 116,964  
 California: 159,184 / 5,202

**PUBLIC HEALTH (as of 6/17/20 1000)**

<a href="#">Orange County COVID-19 Summary*</a> <i>click for full details</i>	Sat 6/13/20	Sun 6/14/20	Mon 6/15/20	Tue 6/16/20	Wed 6/17/20	Thu 6/18/20	Fri 6/19/20
Cases	8,249	8,548	8,746	8,992	9,197		
Deaths	217	221	221	233	243		
Tests Reported Today	4,344	3,264	3,469	2,765	1,134		
Cumulative Tests to Date	182,773	186,037	189,506	192,271	193,405		

*\*Data posted is always preliminary & subject to change. More information may become available as individual case investigations are completed.*

**SKILLED NURSING/ASSISTED LIVING/RESIDENTIAL CARE FACILITY STATUS**



Reporting Date: 6/16/20 (72 SNFs reported)	Skilled Nursing Facility PPE – DAYS ON HAND*			
	0 - 3 days	4 - 7 days	8-14 days	15+ days
<b>N95 Masks</b>	2	10	16	45
<b>Surgical Masks</b>	1	9	14	49
<b>Eye Protection</b>	0	11	15	47
<b>Gowns</b>	0	9	19	45
<b>Gloves</b>	0	10	19	44
<b>Alcohol-Based Hand Sanitizer</b>	2	11	10	50

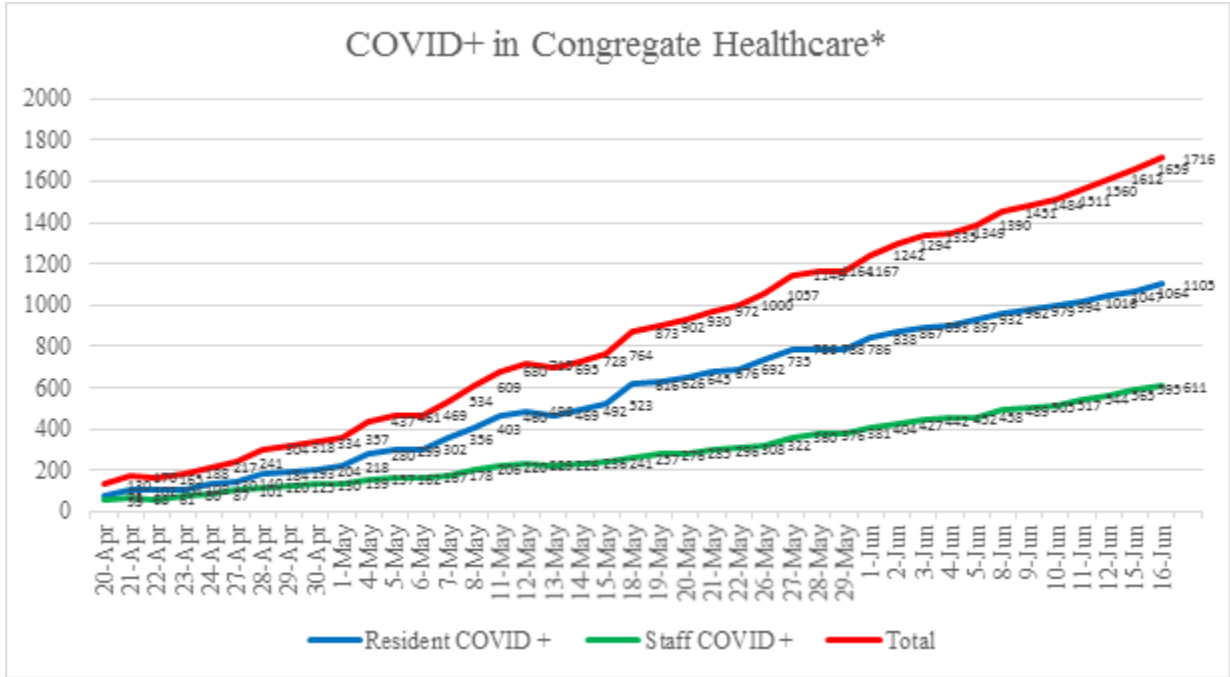
- 55% (64) SNFs have received 14-days of PPE from COUNTY STOCKPILE; Awaiting report on FEMA PPE

**Orange County Emergency Medical Services  
Medical Health Operational Area Coordination (MHOAC)**

Online at: <http://www.healthdisasteroc.org/ems/archive>

6/17/20

**Local Data Set**



\*Also includes Outbreak non-health facilities: Assisted Living, Residential Care, Acute Psych

Facility Outbreaks (as of 6/16/20 1700)		
Facility Type by Licensing Category	#	An "Outbreak" is two (2) or more confirmed cases of COVID-19 in facility residents occurring within 14 days.
Skilled Nursing	29	Advanced Rehab Center of Tustin, Alamitos West Health & Rehab, Anaheim Healthcare Center, Buena Vista Care Center, Country Villa Plaza, Coventry Court, French Park Care Center, Garden Grove Convalescent Hospital, Garden Park Care Center, Gordon Lane Care Center, Harbor Villa Care Center, Healthcare Center of Orange County, Kindred Brea SAU, Huntington Valley Healthcare Center, Laguna Hills Health & Rehab, Manor Care FV, Leisure Court Nursing Center, Orange Healthcare & Wellness, Orangegrove Rehab Hospital, Pacific Haven Healthcare Center, Palm Terrace, Park Anaheim Healthcare Center, Sea Cliff Healthcare Center, Seal Beach Health & Rehab, South Coast Post Acute, St. Edna Subacute & Rehab, The Hills Post Acute, West Anaheim Extended Care, Windsor Gardens Center of Anaheim
Assisted Living	11	Acacia Villa, ActivCare Yorba Linda, Brookdale Anaheim, Brookdale Nohl Ranch, Cambridge House, Golden Leisure Home, Harbor Villa Care Center, Kamstra, Sunflower Garden, The Groves of Tustin, Whitten Heights

**CDPH SNF Dataset**

- CDPH SNF Dataset is a point-in-time snapshot of the skilled nursing facilities (SNFs) in California that have reported one or more confirmed COVID-19 cases, by either a resident or health care worker (HCW), within the previous 24 hrs

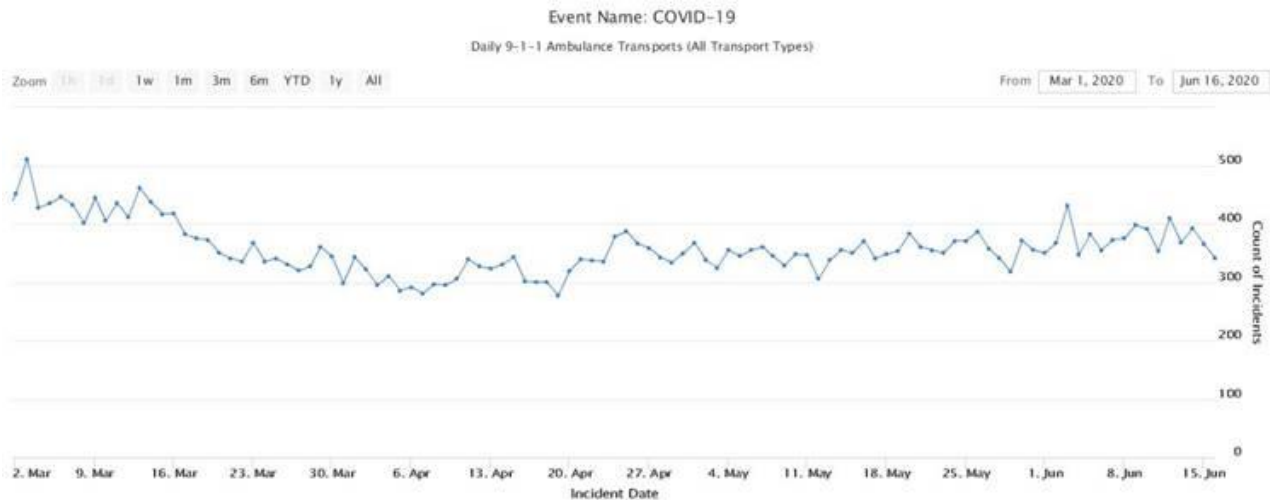
**Orange County Emergency Medical Services  
Medical Health Operational Area Coordination (MHOAC)**

Online at: <http://www.healthdisasteroc.org/ems/archive>

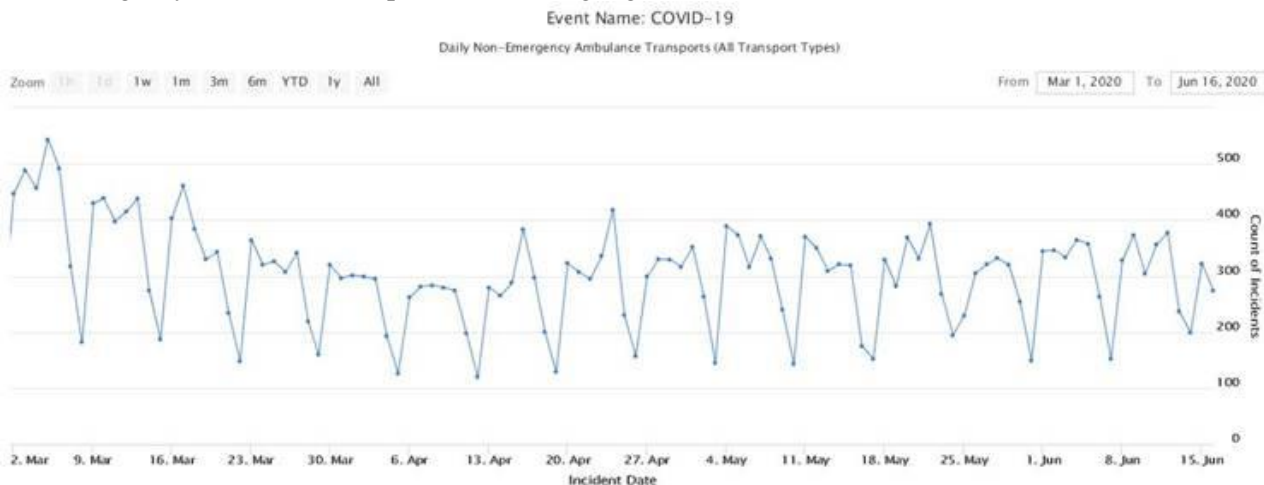
**6/17/20**

**EMERGENCY MEDICAL SERVICES STATUS**

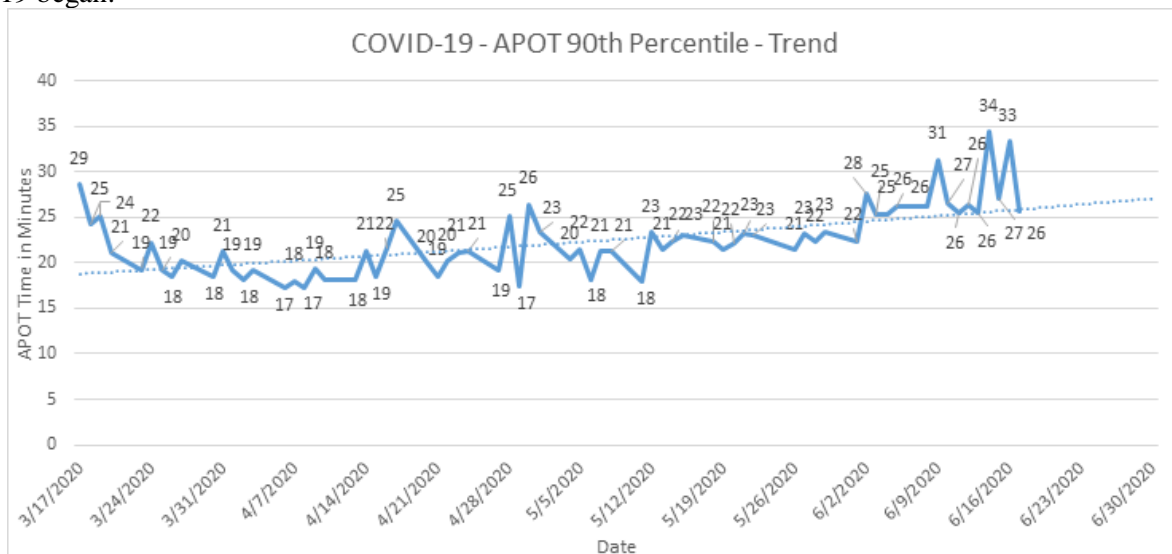
- 9-1-1 ambulance transport volume has remained consistent over the last several days & is about 15% below normal.



- Non-emergency ambulance transports are trending higher over the last 2 weeks & are about 25-30% below normal.



- Ambulance Patient Offload Time (APOT) is defined as the time the ambulance arrives at the receiving destination (wheels stop) to the time that the ambulance crew physically transfers the patient to the ED gurney. Last 24 hours: **Current Average APOT is 12m54s / Current 90<sup>th</sup> Percentile APOT is 25m59s.**
- 7 ERCs had APOT times greater than 30 minutes over the last 24 hours. The chart below displays a daily trend since COVID-19 began:

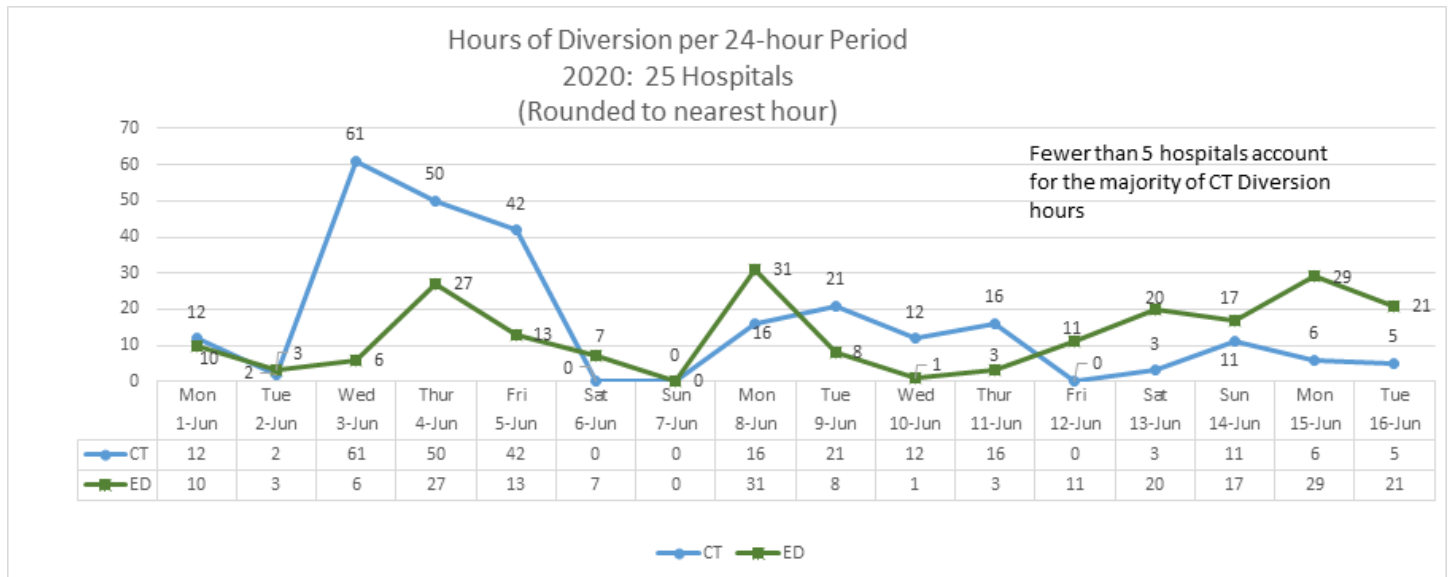


**Orange County Emergency Medical Services  
Medical Health Operational Area Coordination (MHOAC)**

Online at: <http://www.healthdisasteroc.org/ems/archive>

**6/17/20**

- Emergency Department (ED) Diversion & Computerized Tomography (CT) (ED closed to all ambulance transport due to no ED capacity or no CT available) for 6/1/20 – 6/16/20:



**HOSPITAL STATUS (Emergency Receiving Centers plus one)**

**(26):** Anaheim Regional, Anaheim Global, Chapman Global, CHOC, CHOC at Mission, Foothill, Fountain Valley, Garden Grove, Hoag-Irvine, Hoag-Newport Beach, Huntington Beach, Kaiser-Anaheim, Kaiser-Irvine, La Palma, Los Alamitos, Mission-Laguna Beach, Mission-Mission Viejo, Orange Coast Memorial, Orange County Global, Placentia Linda, Saddleback Memorial, Saint Jude, South Coast Global, St. Josephs, UCI, West Anaheim

- As of 6/15/20 1300, 18 hospitals reported 26 COVID+ patients with out-of-county addresses.
- Since 5/31/20, Orange County Hospitals have accepted 29 COVID+ interfacility transfers from Imperial County

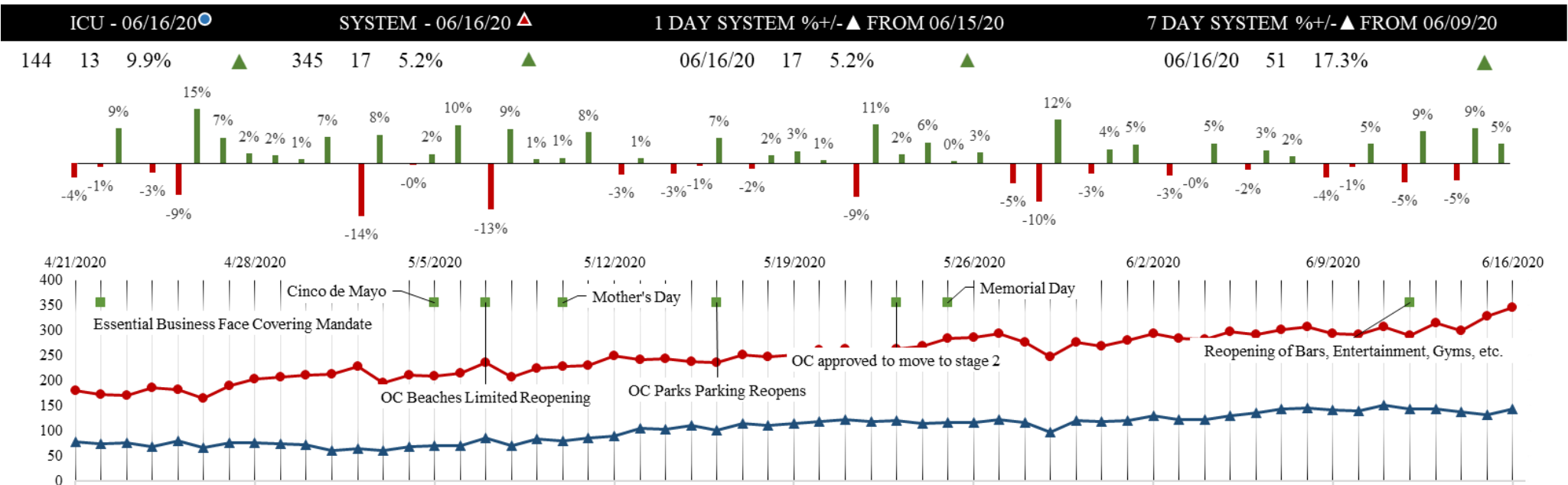
<b>Imperial County Interfacility Decompression – El Centro Regional Medical Center COVID+ Transfers to OC Hospitals 5/31/20 – 6/14/20</b>				
<b>Receiving Facility</b>	<b>4/1/20 – 5/31/20</b>	<b>6/1/20 – 6/7/20</b>	<b>6/8/20 – 6/14/20</b>	<b>TOTAL ACCEPTED</b>
Hoag Hospital Newport Beach	9	0	2	11
Huntington Beach Hospital	0	0	1	1
La Palma Intercommunity Hospital	0	3	2	5
Mission Hospital Mission Viejo	1	0	0	1
UC Irvine Medical Center	6	2	3	11
<b>TOTAL ACCEPTED</b>	<b>16</b>	<b>5</b>	<b>8</b>	<b>29</b>

# Orange County Emergency Medical Services Medical Health Operational Area Coordination (MHOAC)

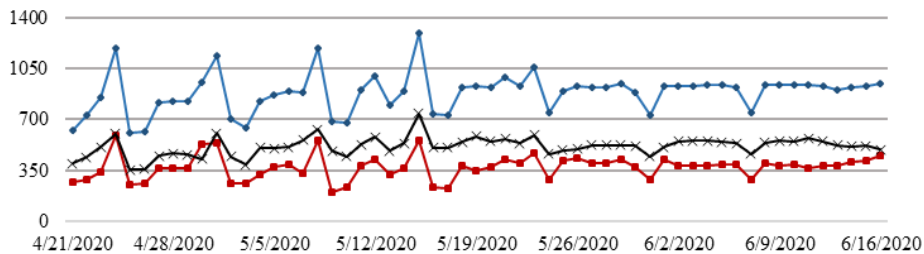
Online at: <http://www.healthdisasteroc.org/ems/archive>

6/17/20

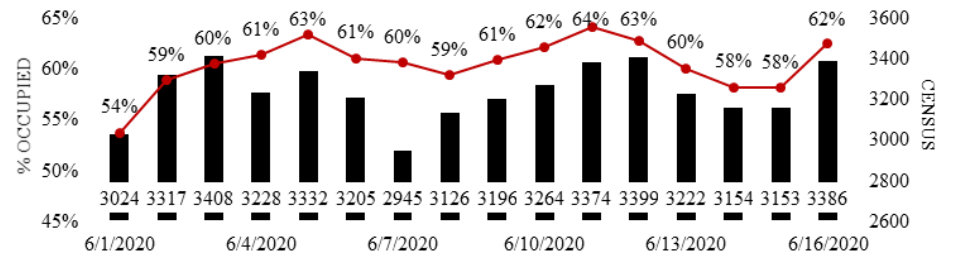
## SYSTEM COVID POSITIVE (04/21/20 - 06/16/20) | 26 Emergency Receiving Centers reporting | [State/Snowflake Database]



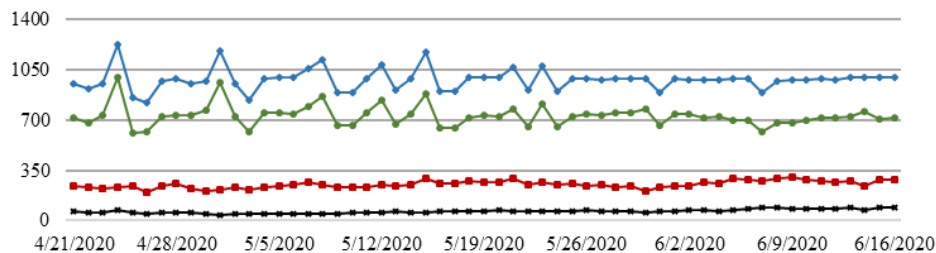
### ICU BEDS | SYSTEM - 945 ● | AVAILABLE - 453 ▲ | OCCUPIED - 492 (52.06%) ✱



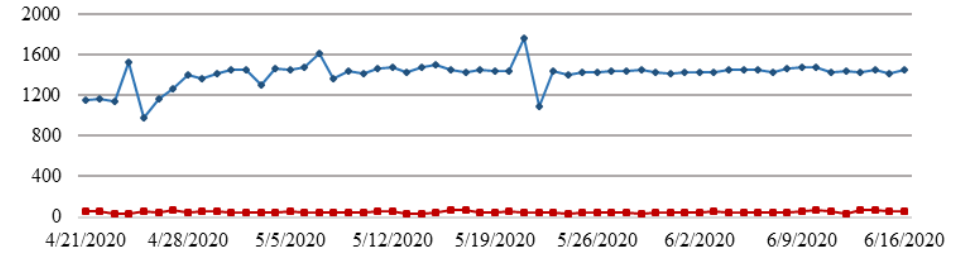
### BED OCCUPANCY (06/16/20) | IN-PATIENT BEDS - 3386 (62.39%)



### VENTILATORS | SYSTEM - 1000 ◆ | AVAILABLE - 718 ● | SYSTEM IN USE - 282 ■ | COVID+ - 94 ✱



### SYSTEM SURGE CAPACITY | SYSTEM - 1456 ◆ | OCCUPIED - 58 ■

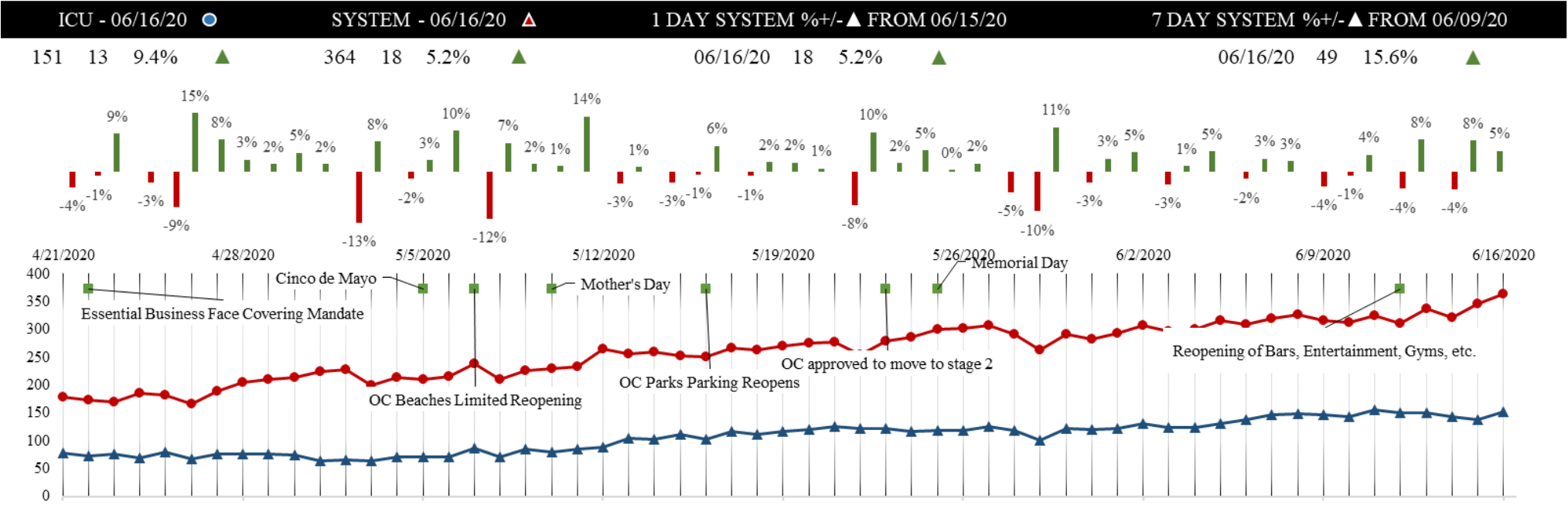


# Orange County Emergency Medical Services Medical Health Operational Area Coordination (MHOAC)

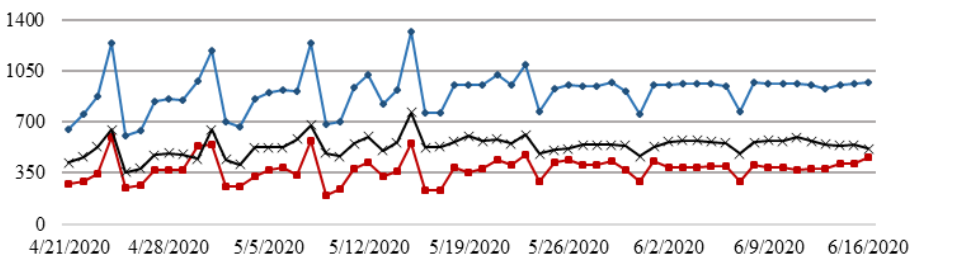
Online at: <http://www.healthdisasteroc.org/ems/archive>

6/17/20

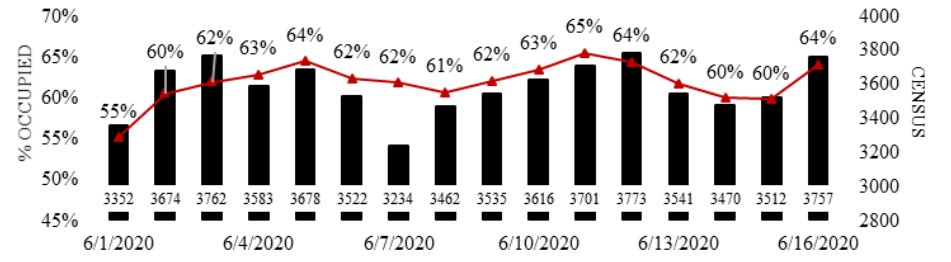
## SYSTEM COVID POSITIVE (04/21/20 - 06/16/20) | 33 Acute Care Licensed Facilities reporting | [State/Snowflake Database]



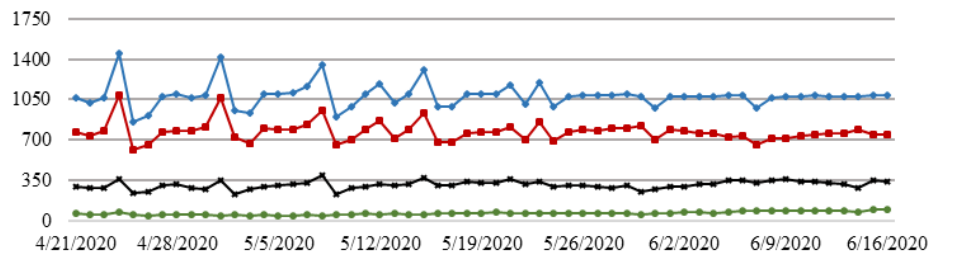
### ICU BEDS | SYSTEM - 972 ● | AVAILABLE - 455 ▲ | OCCUPIED - 517 ✱



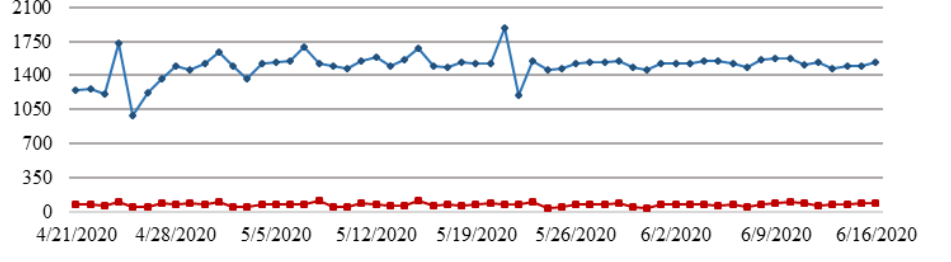
### BED OCCUPANCY (06/16/20) | IN-PATIENT BEDS - 3757 (64.00%)



### VENTILATORS | SYSTEM - 1092 ◆ | AVAILABLE - 749 ● | SYSTEM IN USE - 343 ✱ | COVID+ - 97 ✱



### SYSTEM SURGE CAPACITY | SYSTEM - 1543 ◆ | OCCUPIED - 84 ■



**Orange County Emergency Medical Services  
Medical Health Operational Area Coordination (MHOAC)**

*Online at: <http://www.healthdisasteroc.org/ems/archive>*

**6/17/20**

Reporting Date: 6/16/20 ( 33/33 ACHs reported)	Acute Care Hospital PPE – DAYS ON HAND			
	0 - 3 days	4 - 14 days	15+ days	Non Reported
N95 Masks	0	9	18	6
Surgical Masks	1	8	15	6
Face Shields	3	7	16	6
PAPR Hoods	7	7	8	11
Eye Protection	2	5	18	6
Gowns	1	9	14	6
Gloves	6	10	11	6

- On a routine basis, the MHOAC tracks daily hospitalizations, census, occupancy and PPE availability as well as reviews epidemiologic data (doubling time).
- The criteria in the table below serve as objective measures to identify the need for hospitals to shift to crisis care strategies (i.e. activate surge plans) & uses the following assumptions:
  - Increased pressure in hospitals & on the EMS system requires a shift to crisis care strategies
  - Low levels of PPE will come earlier than decreased capacity and cause an abrupt change in capacity.
  - Increased hospitalizations and low PPE could have a synergistic effect to reduce capacity.
  - Low levels of PPE is not just a marker of capacity but causes capacity issues.

Hospital Criteria for shifting to Crisis Care Strategies			
LEGEND			
CRITERIA	STATUS		
	Normal Operations	Modified Operations Under Control	Modified Operations Assistance Needed
Rate of change in Hospitalized COVID-19 patients (doubling time over last 7 days)	Never to 4 weeks to double	4 weeks to 2 weeks to double	Less than 2 weeks to double
Absolute COVID-19 Census in the hospital	Less than 500	500-750	>750
Hospital census as a percentage of capacity	<80%	80% to 90%	>90%
Supply of PPE available in the hospitals	>4 weeks	2 to 4 weeks	< 2 weeks

Hospital Criteria for shifting to Crisis Care Strategies			
6/17/20			
CRITERIA	STATUS		
	Normal Operations	Modified Operations Under Control	Modified Operations Assistance Needed
Rate of change in Hospitalized COVID-19 patients (doubling time over last 7 days)	31.1 days		
Absolute COVID-19 Census in the hospital (#33)	364		
Hospital census as a percentage of capacity	64%		
Supply of PPE available in the hospitals		2 to 4 weeks	

**Orange County Emergency Medical Services  
Medical Health Operational Area Coordination (MHOAC)**

Online at: <http://www.healthdisasteroc.org/ems/archive>

**6/17/20**

**AGENCY OPERATIONS CENTER / LOGISTICS SECTION**

- AOC Activated at Level II; Hours of Operation Mon & Thurs 0900-1600; Warehouse Ops M-F 0900-1600
- SCARCE Resources: N95, Gloves, Testing Kits, Wipes
- DEPLETED Resources: Gowns

<b>Total Activity</b>		
<b>INQUIRIES</b>	<b>RR RECEIVED</b>	<b>RR FILLED</b>
12,822	6,320	4,617 (73%)

<b>Logistics Daily Units Distributed 6-15-20</b>	
N95 Mask	5,120
Surgical Mask	2,750
Gown	6,750
Gloves	4,000
Eye Protection	5,050
Hand Sanitizer	72
Other	4,175
<b>Total Units</b>	<b>27,917</b>

<b>Inventory Report February 18 to June 17, 2020</b>	
<b>Medical Supply/Equipment Total Units Distributed</b>	
<b>N95 Mask</b>	1,885,634
<b>Surgical Mask</b>	737,268
<b>Gowns</b>	544,728
<b>PPE-Suit</b>	12,312
<b>Gloves</b>	364,250
<b>Eye Protection</b>	120,897
<b>Hand Sanitizer</b>	201,144
<b>Other Items</b>	133,161
<b>Total Units</b>	<b>3,999,394</b>

**ALTERNATE CARE SITE**

- Per State, Fairview ACS to demobilize 6/30/20

<b>Fairview (COVID-19 +)</b>		
<b>Patient Census (as of 6/17/2020 0730)</b>	<b>CURRENT</b>	<b>TOTAL</b>
Orange County	2	15
LA County	2	13
Ventura County	0	1
<b>Total patients CENSUS / TOTAL ACCEPTED</b>	4	29
<b>Patients Discharged</b>		<b>TOTAL</b>
AMA		0
DISCHARGED		25
EXPIRED		0
TRANSFERRED		0