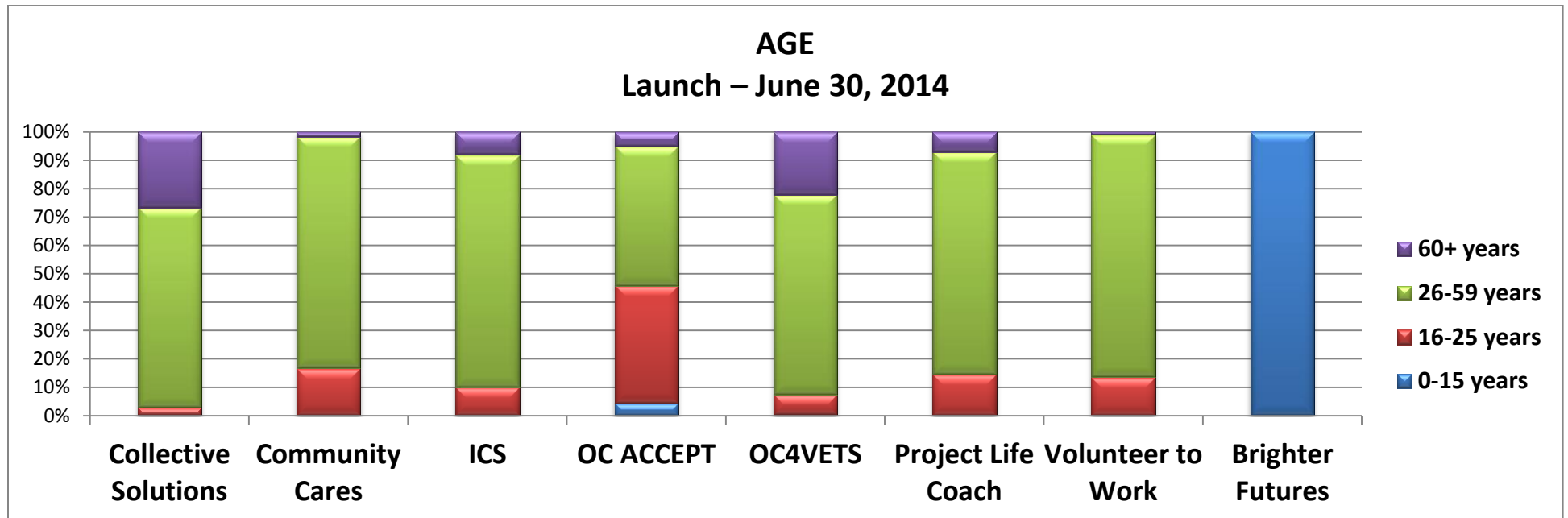


MHSA Round 1 Innovation Projects: Preliminary Data Demographics & Selected Outcomes Details

Percent Within Each Category:

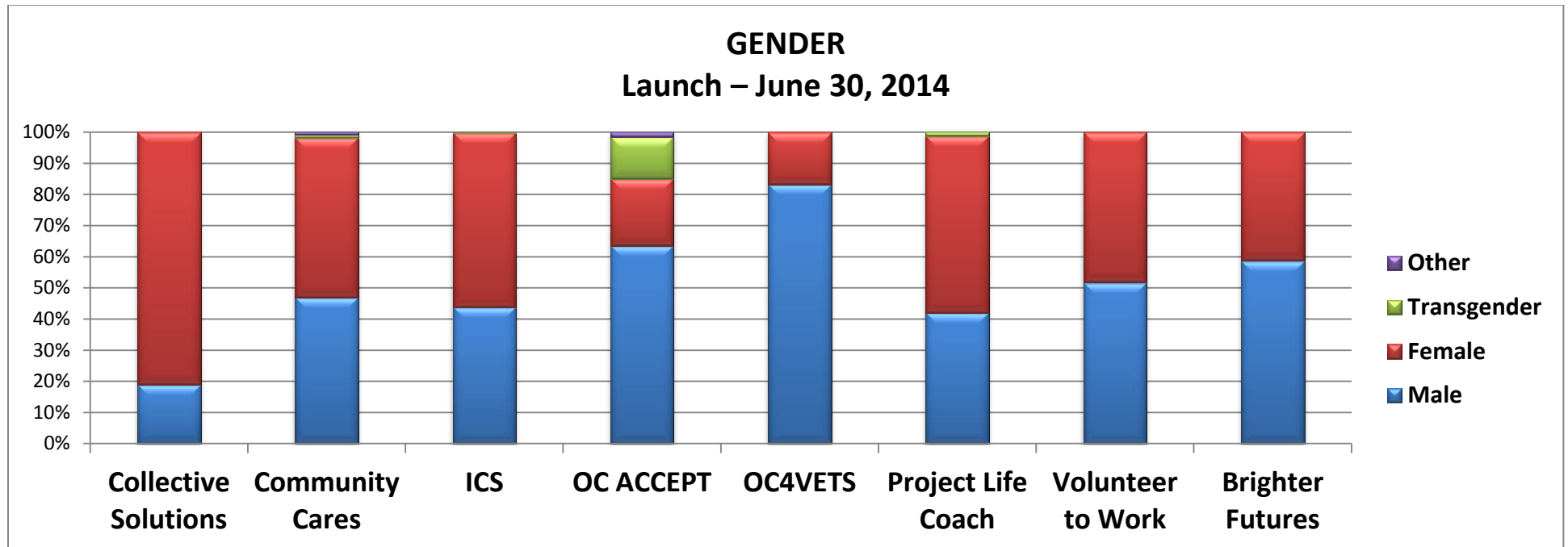


Count of Persons Within Each Category:

Age	Collective Solutions	Community Cares	ICS	OC ACCEPT	OC4VETS	Project Life Coach	Volunteer to Work	Brighter Futures
0-15 years	0	0	0	9	1	0	0	109
16-25 years	3	20	97	83	27	23	15	0
26-59 years	74	98	786	99	266	123	94	0
60+ years	28	2	77	10	83	11	1	0

MHSA Round 1 Innovation Projects: Preliminary Data Demographics & Selected Outcomes Details

Percent Within Each Category:

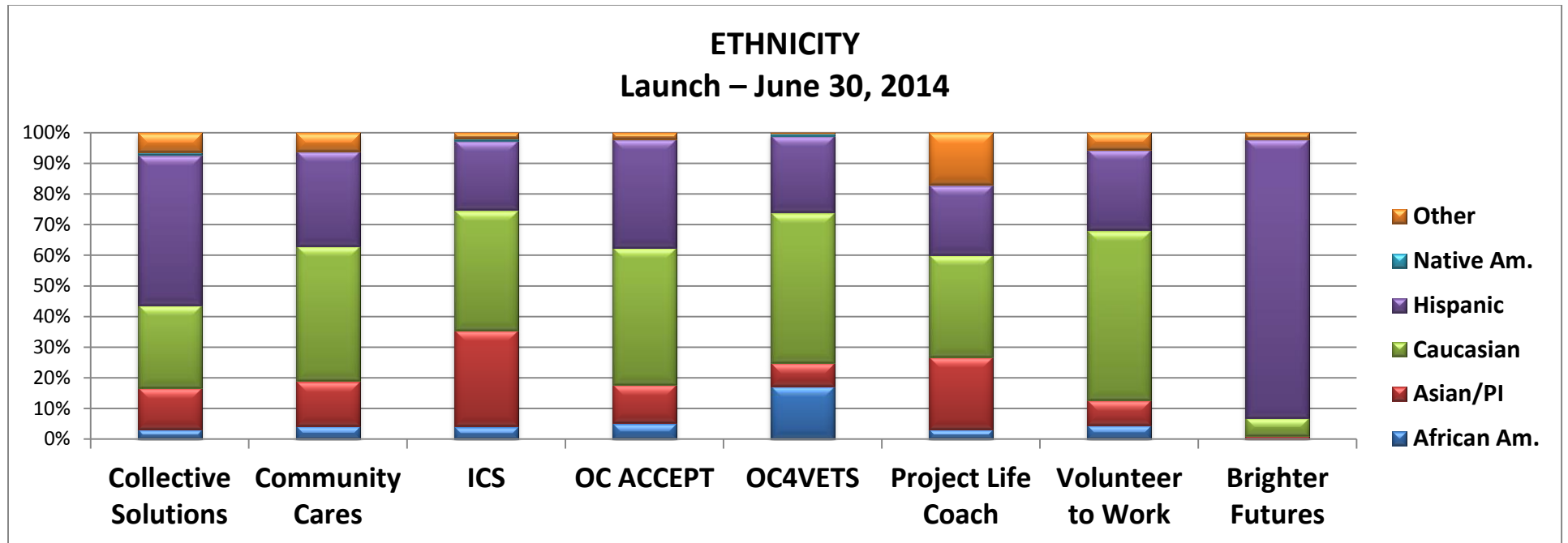


Count of Persons Within Each Category:

Gender	Collective Solutions	Community Cares	ICS	OC ACCEPT	OC4VETS	Project Life Coach	Volunteer to Work	Brighter Futures
Male	20	55	421	127	299	66	57	64
Female	85	60	537	43	60	89	53	45
Transgender	0	1	2	27	0	2	0	0
Other	0	1	0	3	0	0	0	0
Unknown	0	3	0	1	22	0	0	0
Declined to State	0	0	0	0	4	0	0	0

MHSA Round 1 Innovation Projects: Preliminary Data Demographics & Selected Outcomes Details

Percent Within Each Category:

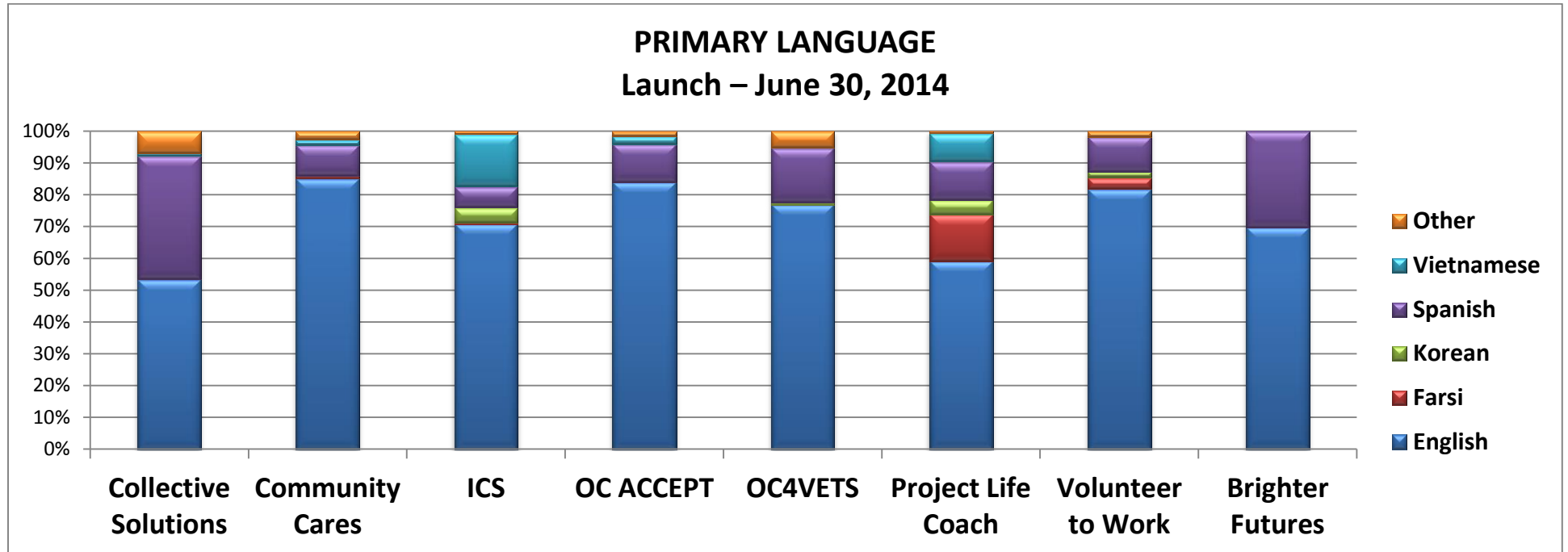


Count of Persons Within Each Category:

Ethnicity	Collective Solutions	Community Cares	ICS	OC ACCEPT	OC4VETS	Project Life Coach	Volunteer to Work	Brighter Futures
African Am.	3	5	38	10	48	5	5	0
Asian/PI	13	17	287	24	21	36	9	1
Caucasian	26	51	359	86	136	51	61	6
Hispanic	47	36	208	68	69	35	29	91
Native Am.	1	0	6	0	2	0	0	0
Other	6	7	17	4	1	26	6	2
Unknown	9	4	45	9	108	4	0	9

MHSA Round 1 Innovation Projects: Preliminary Data Demographics & Selected Outcomes Details

Percent Within Each Category:



Count of Persons Within Each Category:

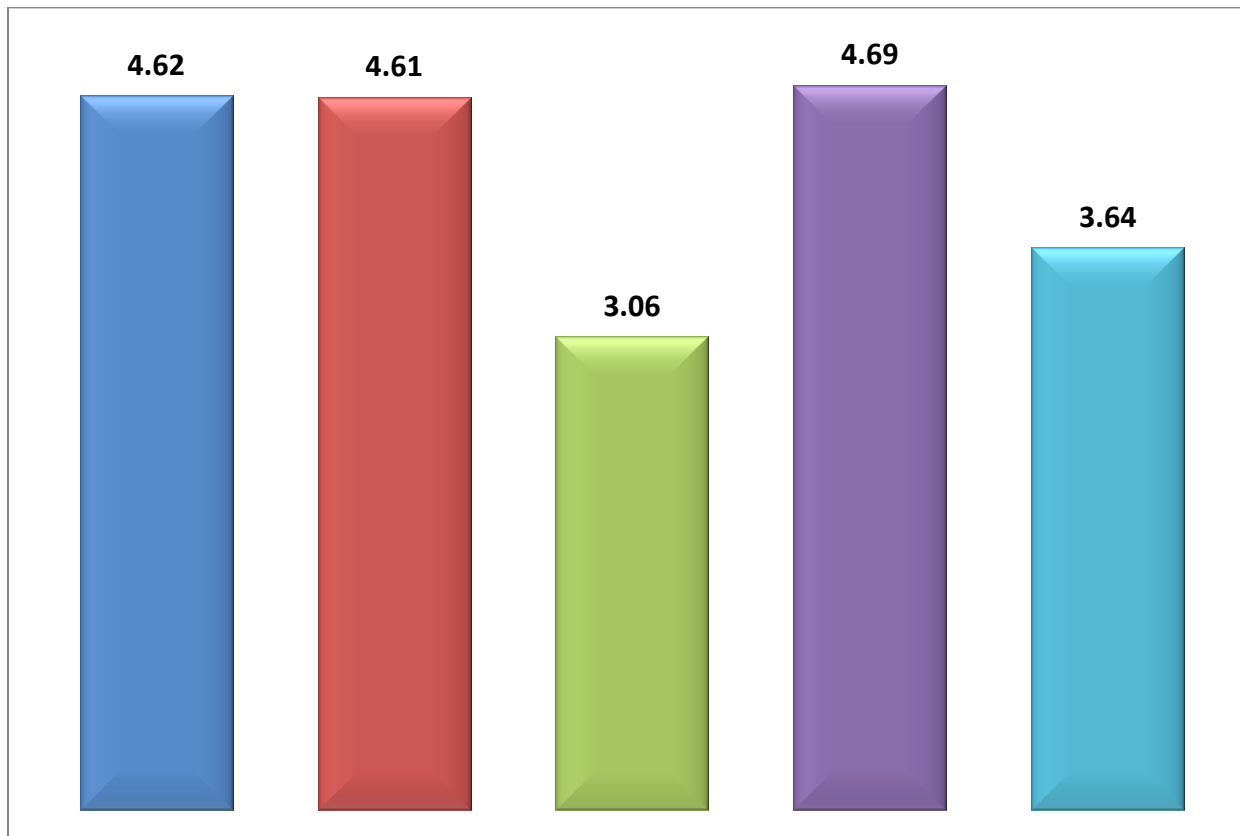
Primary Language	Collective Solutions	Community Cares	ICS	OC ACCEPT	OC4VETS	Project Life Coach	Volunteer to Work	Brighter Futures
English	55	98	668	168	264	93	90	76
Farsi	0	1	3	0	0	23	4	0
Korean	0	0	45	0	2	7	2	0
Spanish	40	11	62	24	59	19	12	33
Vietnamese	1	2	155	5	0	14	0	0
Other	7	3	9	3	18	1	2	0
Unknown	2	5	18	1	42	0	0	0

MHSA Round 1 Innovation Projects: Preliminary Data
Demographics & Selected Outcomes Details

Project	Total Referrals	Total Linkages	Top 5 Linkage Types	
ICS	1488	565	Transportation (93) Specialty Health Care (77) Primary Health Care (51)	Mental Health Care (48) Recreation (16)
Collective Solutions	404	157	Mental Health Care (52) Adult Education/Literacy (24) Recreation (15)	Employment (14) Public Safety (7)
VTW	41	26	Job Placement (15) Adult Education/Literacy (5) Clothing (4)	Mental Health Care (1)
OC ACCEPT	344	80	Specialty Health Care (18) Primary Health Care (8) Substance Abuse Services (7)	Employment (7) Mental Health Care (5)
OC4Vets	1944	1331	Housing (305) Food and Nutrition (255) Employment (253)	Transportation (247) Mental Health Care (97)
OC CCP	10	7	Employment (4) Family Welfare (2) Mental Health Care (1)	
PLC	233	113	Employment (57) Adult Education/Literacy (11) Mental Health Care (10)	Food and Nutrition (4) Housing (4)
Brighter Futures	255	69	Mental Health Care (12) Food and Nutrition (10) Mentoring (4)	Housing (4) Family Welfare (3)

MHSA Round 1 Innovation Projects: Preliminary Data
Demographics & Selected Outcomes Details

Training Services to Meet the Mental Health Needs of the Deaf Community
Student Feedback
HS 100 and HS 176 Fall 2013



- Increased knowledge of the Mental Health needs of the Deaf and Hard of Hearing individuals
- Increased awareness of challenges faced by Deaf and Hard of Hearing individuals
- Decided to pursue the MH Certificate to work with Deaf and Hard of Hearing individuals
- An increased understanding of the gaps in Mental Health services for the Deaf and Hard of Hearing community
- An increased interest in pursuing the ASL/MH program to work with the Deaf and Hard of Hearing community

Possible Range: 1 – 5

n = 44