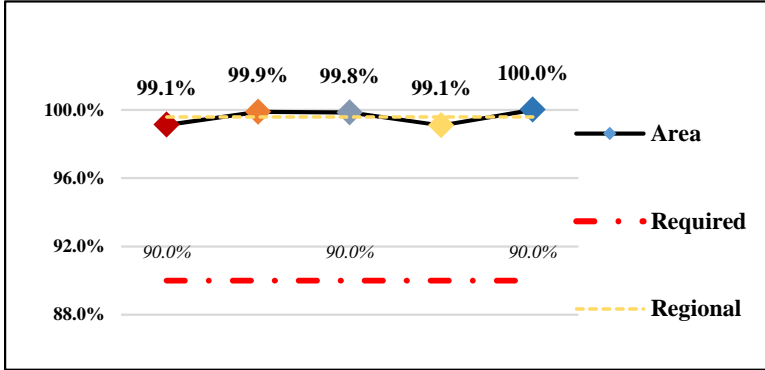


9-1-1 EMERGENCY AMBULANCE
FISCAL YEAR 2015/2016 2nd QUARTER ACTIVITY REPORT
OCTOBER - DECEMBER 2015
REGION D

(Laguna Woods, Laguna Niguel, Laguna Hills, Dana Point, Aliso Viejo, Unincorporated Areas)
 Care Ambulance Service, Inc.

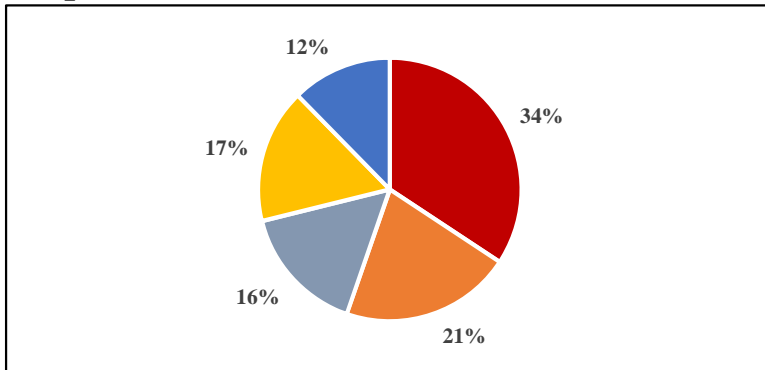
Response Time Compliance



| REGION COMPLIANCE | 99.59% |
|-------------------|--------|
| Laguna Woods | 99% |
| Laguna Niguel | 100% |
| Laguna Hills | 100% |
| Dana Point | 99% |
| Aliso Viejo | 100% |

Fig. 1: Response Time Performance – combination of dispatch, system deployment & ambulance maintenance required to meet monthly compliance rate of 90% for an Exclusive Operating Area

Dispatches

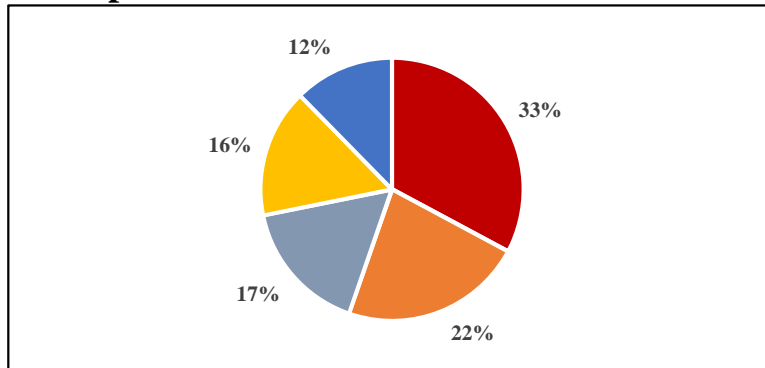


| REGION DISPATCHES | 3977 |
|-------------------|------|
| Laguna Woods | 1363 |
| Home Wellness | 33 |
| Laguna Niguel | 836 |
| Laguna Hills | 630 |
| Dana Point | 657 |
| Aliso Viejo | 491 |

Home Wellness- a call for public assistance (lift assist, back to bed, etc.) received/dispatched through the 9-1-1 system; responded to by BLS Ambulance without ALS/OCFA; not included in total dispatches

Fig. 2: Dispatch – a call for service requiring a 9-1-1 Emergency Ambulance response, regardless of the final outcome and does not account for duplicate calls or calls on the region border.

Transports



| REGION TRANSPORTS | 2640 |
|-------------------|------|
| Laguna Woods | 866 |
| Laguna Niguel | 594 |
| Laguna Hills | 436 |
| Dana Point | 418 |
| Aliso Viejo | 326 |

Fig. 3: Transport – the movement of a patient from the scene of a dispatch to a hospital by a 9-1-1 Emergency Ambulance, not including calls on our side the region border.