

**9-1-1 EMERGENCY AMBULANCE**  
**FISCAL YEAR 2015/2016 4th QUARTER ACTIVITY REPORT**  
**APRIL - JUNE 2016**  
**REGION A**  
 (Placentia, Yorba Linda, Unincorporated Areas)  
 Emergency Ambulance Service, Inc.

### Response Time Compliance

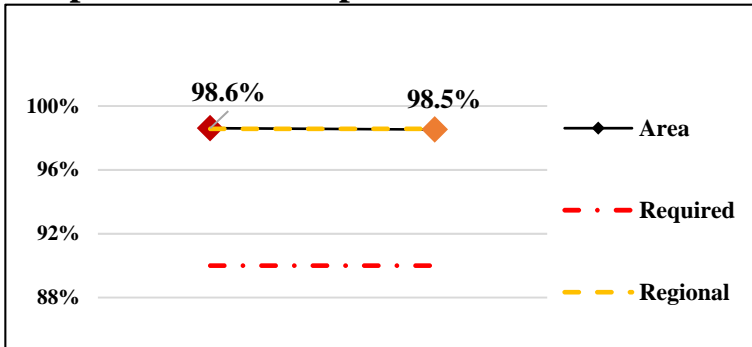


Fig. 1: Response Time Performance – combination of dispatch, system deployment & ambulance maintenance required to meet monthly compliance rate of 90% for an Exclusive Operating Area

<b>REGION COMPLIANCE</b>	<b>98.6%</b>
<b>Placentia</b>	98.6%
<b>Yorba Linda</b>	98.5%

### Dispatches

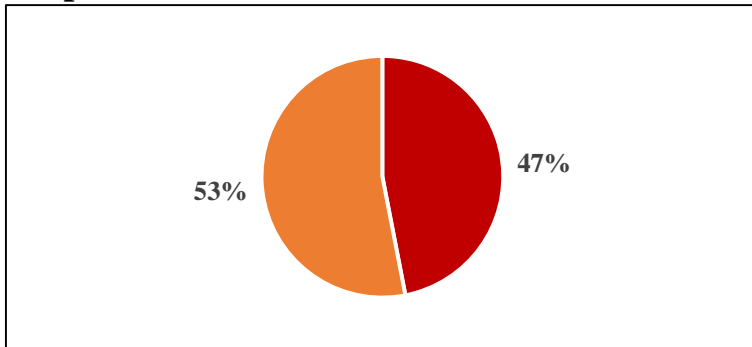


Fig. 2: Dispatch – a call for service requiring a 9-1-1 Emergency Ambulance response, regardless of the final outcome and does not account for duplicate calls or calls outside the region border

<b>REGION DISPATCHES</b>	<b>1536</b>
<b>Placentia</b>	721
<b>Yorba Linda</b>	815

### Transports

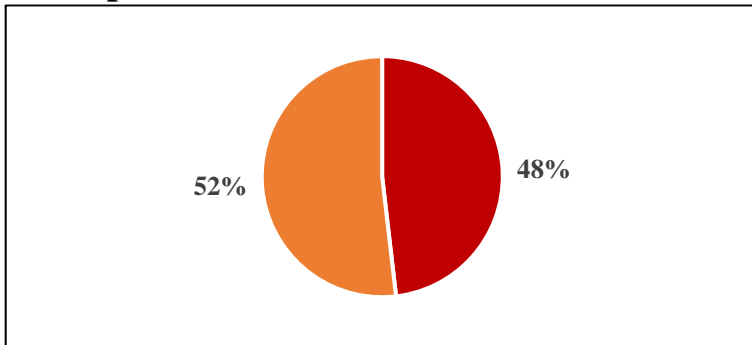


Fig. 3: Transport – the movement of a patient from the scene of a dispatch to a hospital by a 9-1-1 Emergency Ambulance, excluding calls on the region border

<b>REGION TRANSPORTS</b>	<b>1063</b>
<b>Placentia</b>	512
<b>Yorba Linda</b>	551