



**9-1-1 EMERGENCY AMBULANCE
 FISCAL YEAR 2016/2017 2nd QUARTER ACTIVITY REPORT
 OCTOBER - DECEMBER 2016
 REGION C**

(Tustin, Irvine, Villa Park, Unincorporated Areas)
 Care Ambulance Service, Inc.

Response Time Compliance

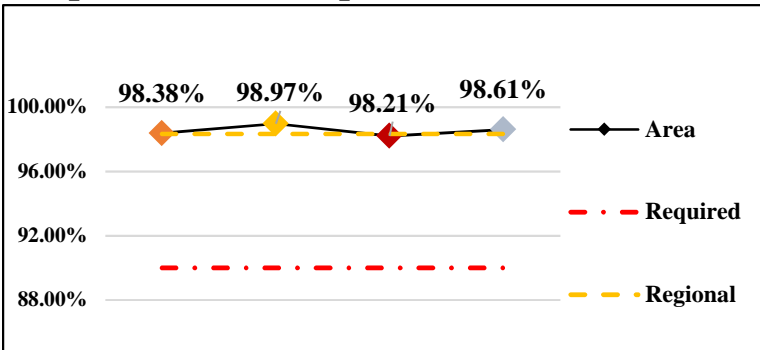


Fig. 1: Response Time Performance – combination of dispatch, system deployment & ambulance maintenance required to meet monthly compliance rate of 90% for an Exclusive Operating Area

REGION COMPLIANCE	98.34%
Tustin	98.21%
Irvine	98.38%
Villa Park	98.61%
Unincorporated	98.97%

Dispatches

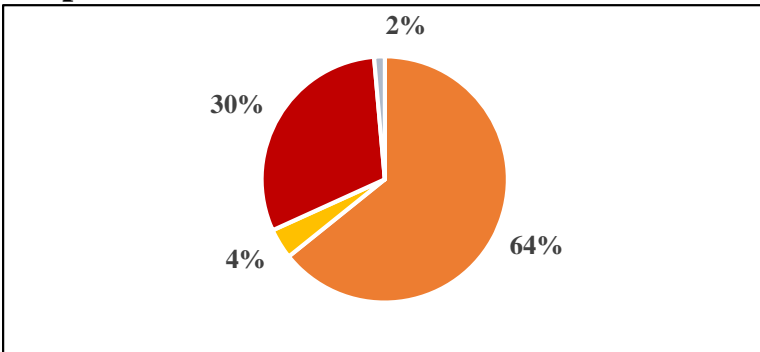


Fig. 2: Dispatch – a call for service requiring a 9-1-1 Emergency Ambulance response, regardless of the final outcome and does not account for calls outside the region border

REGION DISPATCHES	5164
Tustin	1569
Irvine	3317
Villa Park	72
Unincorporated	206
Home Wellness	0

Home Wellness- a call for public assistance (lift assist, back to bed, etc.) received/dispatched through the 9-1-1 system; responded to by BLS Ambulance without ALS/OCFA; not included in total dispatches

Transports

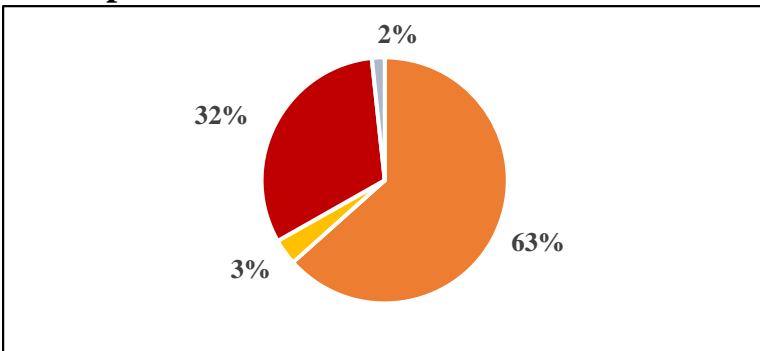


Fig. 3: Transport – the movement of a patient from the scene of a dispatch to a hospital by a 9-1-1 Emergency Ambulance, excluding calls outside the region border

REGION TRANSPORTS	3316
Tustin	1045
Irvine	2102
Villa Park	56
Unincorporated	113