

**9-1-1 EMERGENCY AMBULANCE
FISCAL YEAR 2017/2018 1st QUARTER ACTIVITY REPORT
JULY - SEPTEMBER 2017
REGION A**

(Placentia, Yorba Linda, Unincorporated Brea)
Emergency Ambulance Service, Inc.

Response Time Compliance

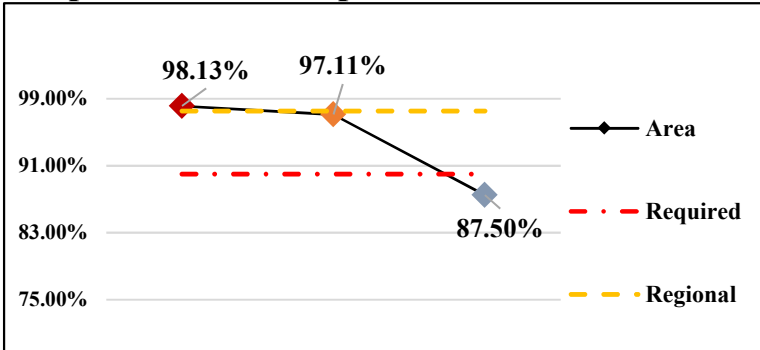


Fig. 1: Response Time Performance – combination of dispatch, system deployment & ambulance maintenance required to meet monthly compliance rate of 90% for an Exclusive Operating Area

REGION COMPLIANCE	97.53%
Placentia	98.13%
Yorba Linda	97.11%
Unincorporated Brea	87.50%

Dispatches

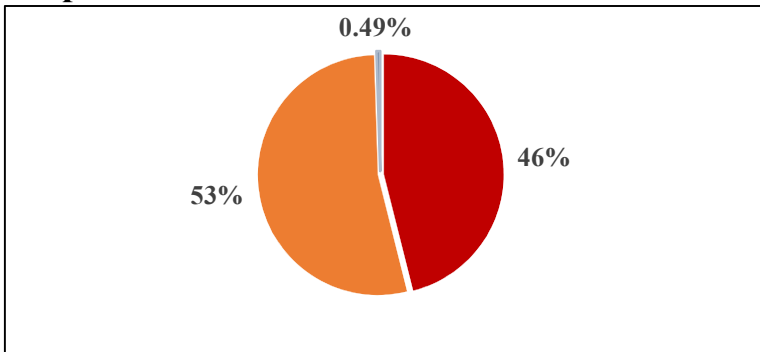


Fig. 2: Dispatch – a call for service requiring a 9-1-1 Emergency Ambulance response, regardless of the final outcome and does not account for calls outside the region border

REGION DISPATCHES	1621
Placentia	747
Yorba Linda	866
Unincorporated Brea	8

Transports

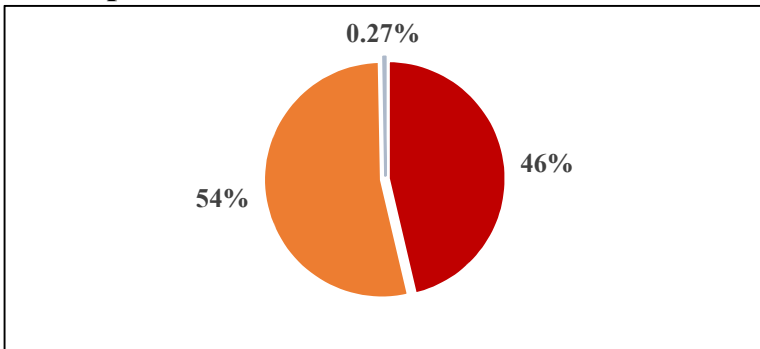


Fig. 3: Transport – the movement of a patient from the scene of a dispatch to a hospital by a 9-1-1 Emergency Ambulance, excluding calls outside the region border

REGION TRANSPORTS	1105
Placentia	512
Yorba Linda	590
Unincorporated Brea	3