

**9-1-1 EMERGENCY AMBULANCE  
FISCAL YEAR 2017/2018 1th QUARTER ACTIVITY REPORT  
JULY - SEPTEMBER 2017  
REGION B**

(Cypress, La Palma, Los Alamitos, Midway City, Seal Beach, Stanton, Unincorporated Areas)  
Care Ambulance Service, Inc.

**Response Time Compliance**

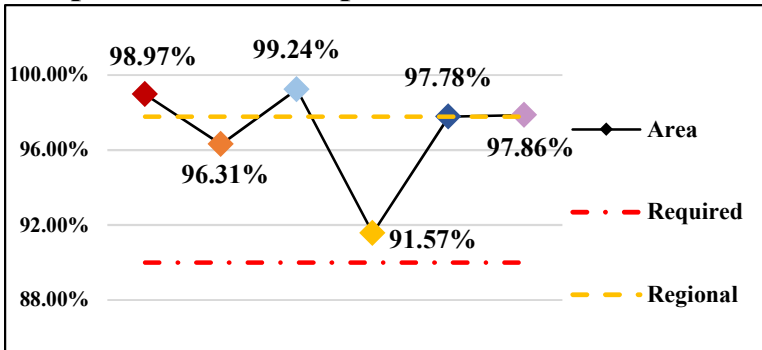


Fig. 1: Response Time Performance – combination of dispatch, system deployment & ambulance maintenance required to meet monthly compliance rate of 90% for an Exclusive Operating Area

REGION COMPLIANCE	
<b>Cypress</b>	98.97%
<b>La Palma</b>	96.31%
<b>Los Alamitos</b>	99.24%
<b>Seal Beach</b>	97.78%
<b>Stanton</b>	97.86%
<b>Unincorporated</b>	91.57%
<b>REGION COMPLIANCE</b>	<b>97.78%</b>

**Dispatches**

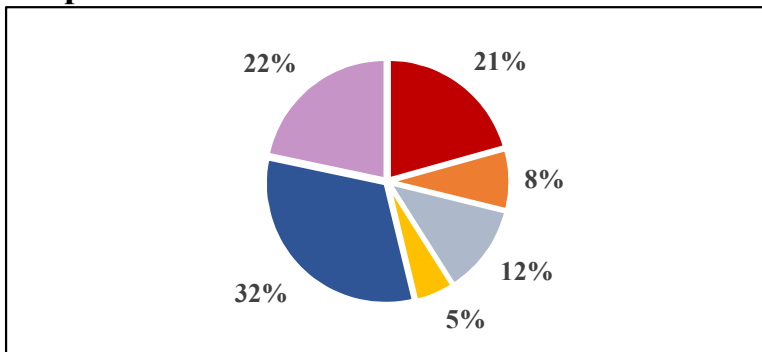


Fig. 2: Dispatch – a call for service requiring a 9-1-1 Emergency Ambulance response, regardless of the final outcome and does not account for calls outside the region border

REGION DISPATCHES	
<b>Cypress</b>	715
<b>La Palma</b>	283
<b>Los Alamitos</b>	422
<b>Seal Beach</b>	1110
<b>Stanton</b>	751
<b>Unincorporated</b>	180
<b>Home Wellness</b>	16
<b>REGION DISPATCHES</b>	<b>3461</b>

Home Wellness- a call for public assistance (lift assist, back to bed, etc.) received/dispatched through the 9-1-1 system; responded to by BLS Ambulance without ALS/OCFA; not included in total dispatches

**Transports**

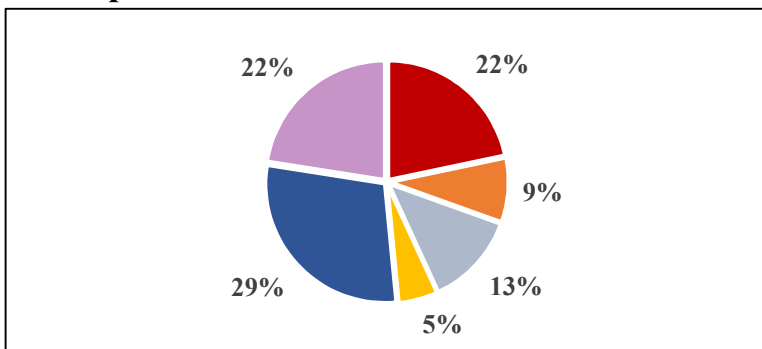


Fig. 3: Transport – the movement of a patient from the scene of a dispatch to a hospital by a 9-1-1 Emergency Ambulance, excluding calls outside the region border

REGION TRANSPORTS	
<b>Cypress</b>	503
<b>La Palma</b>	203
<b>Los Alamitos</b>	294
<b>Seal Beach</b>	672
<b>Stanton</b>	522
<b>Unincorporated</b>	123
<b>REGION TRANSPORTS</b>	<b>2317</b>