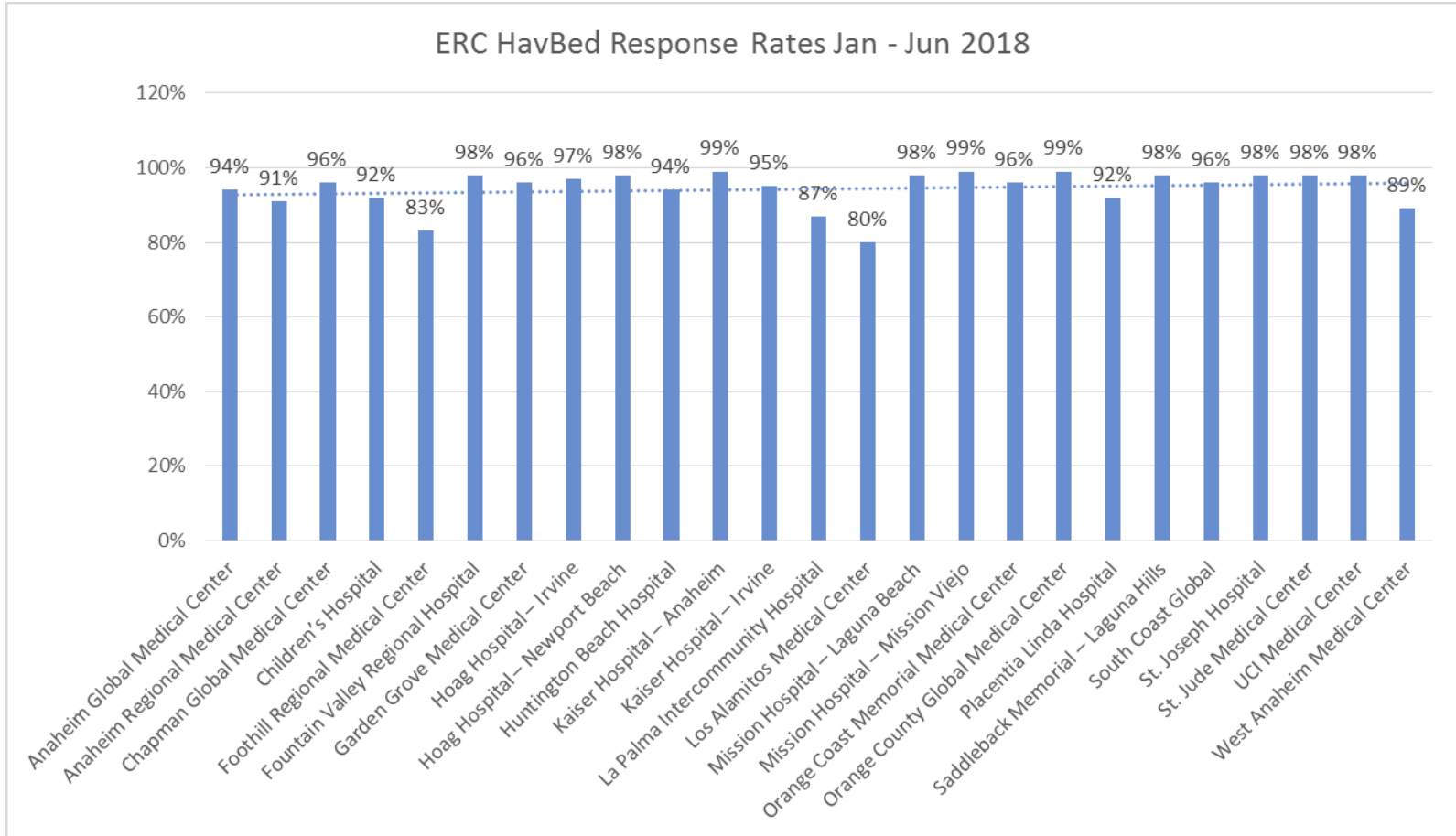




**Orange County  
Emergency Medical Services  
ReddiNet/HEAR Report  
January to June 2018**

# Emergency Receiving Center- Percent of HavBed Response Rate

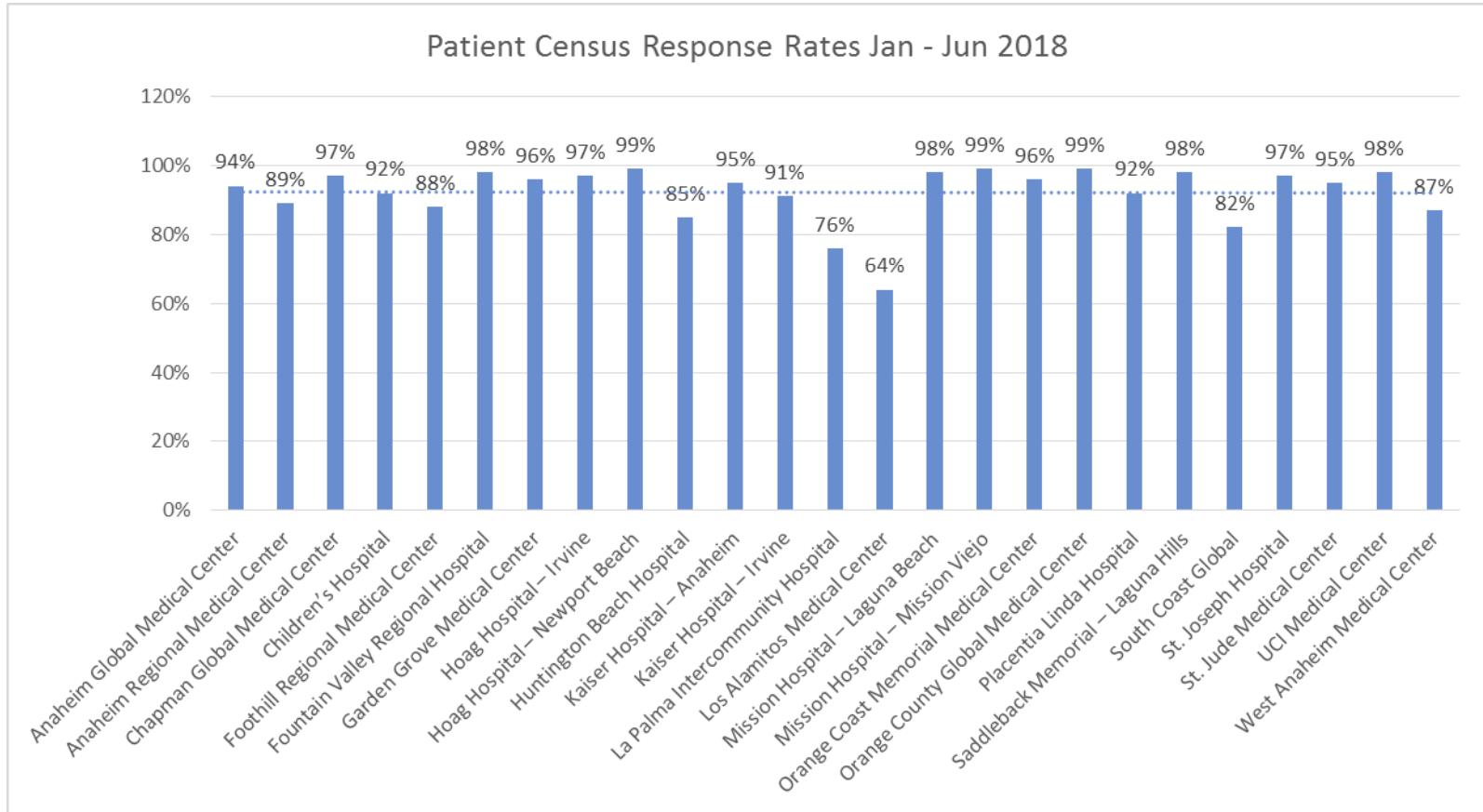


# Emergency Receiving Center – HavBed Response Rates

Hospital Name	JAN	FEB	MAR	APR	MAY	JUN
Anaheim Global Medical Center	87%	89%	97%	100%	94%	97%
Anaheim Regional Medical Center	94%	82%	94%	87%	94%	93%
Chapman Global Medical Center	94%	93%	97%	97%	97%	100%
Children's Hospital	84%	82%	90%	100%	97%	100%
Foothill Regional Medical Center	77%	86%	74%	80%	94%	87%
Fountain Valley Regional Hospital	90%	100%	100%	100%	97%	100%
Garden Grove Medical Center	94%	93%	97%	97%	100%	97%
Hoag Hospital – Irvine	94%	100%	94%	97%	97%	100%
Hoag Hospital – Newport Beach	97%	100%	97%	100%	97%	100%
Huntington Beach Hospital	90%	96%	97%	93%	94%	93%
Kaiser Hospital – Anaheim	100%	100%	97%	100%	100%	100%
Kaiser Hospital – Irvine	97%	100%	90%	90%	97%	93%
La Palma Intercommunity Hospital	84%	82%	77%	80%	97%	100%
Los Alamitos Medical Center	71%	57%	84%	80%	97%	93%
Mission Hospital – Laguna Beach	100%	100%	100%	97%	94%	100%
Mission Hospital – Mission Viejo	100%	100%	100%	97%	97%	100%
Orange Coast Memorial Medical Center	100%	96%	90%	93%	100%	100%
Orange County Global Medical Center	100%	93%	100%	100%	100%	100%
Placentia Linda Hospital	97%	89%	94%	93%	90%	90%
Saddleback Memorial – Laguna Hills	100%	93%	100%	100%	100%	97%
South Coast Global	94%	100%	87%	93%	100%	100%
St. Joseph Hospital	100%	93%	100%	100%	97%	100%
St. Jude Medical Center	97%	100%	90%	100%	100%	100%
UCI Medical Center	100%	100%	97%	93%	97%	100%
West Anaheim Medical Center	81%	82%	87%	90%	97%	100%



# Emergency Receiving Center- Percent of Patient Census Response Rate

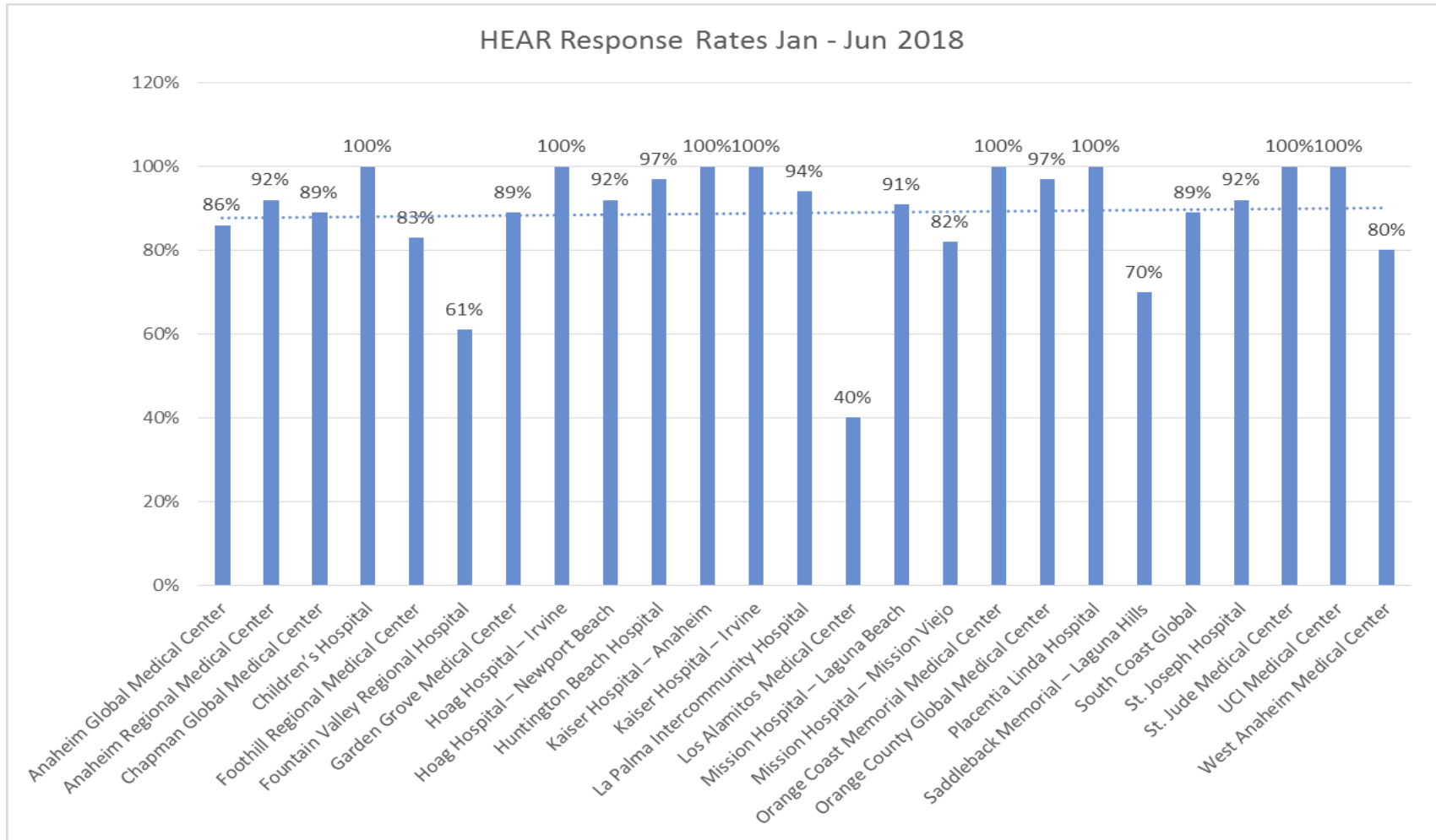


# Emergency Receiving Center – Census Response Rate

Hospital Name	JAN	FEB	MAR	APR	MAY	JUN
Anaheim Global Medical Center	90%	93%	94%	100%	94%	93%
Anaheim Regional Medical Center	97%	79%	90%	87%	90%	93%
Chapman Global Medical Center	94%	96%	97%	97%	97%	100%
Children's Hospital	87%	79%	90%	100%	97%	100%
Foothill Regional Medical Center	74%	93%	74%	93%	97%	97%
Fountain Valley Regional Hospital	90%	100%	100%	100%	97%	100%
Garden Grove Medical Center	94%	93%	97%	97%	100%	97%
Hoag Hospital – Irvine	94%	100%	94%	97%	100%	100%
Hoag Hospital – Newport Beach	97%	100%	97%	100%	100%	100%
Huntington Beach Hospital	81%	96%	87%	83%	81%	83%
Kaiser Hospital – Anaheim	97%	93%	81%	100%	100%	97%
Kaiser Hospital – Irvine	97%	86%	87%	90%	97%	90%
La Palma Intercommunity Hospital	84%	89%	52%	53%	87%	90%
Los Alamitos Medical Center	52%	39%	58%	67%	84%	87%
Mission Hospital – Laguna Beach	100%	100%	100%	97%	94%	100%
Mission Hospital – Mission Viejo	100%	100%	100%	97%	97%	100%
Orange Coast Memorial Medical Center	100%	96%	90%	93%	100%	97%
Orange County Global Medical Center	100%	93%	100%	100%	100%	100%
Placentia Linda Hospital	97%	89%	94%	93%	90%	90%
Saddleback Memorial – Laguna Hills	100%	93%	100%	100%	100%	97%
South Coast Global	77%	100%	71%	73%	84%	90%
St. Joseph Hospital	97%	95%	97%	100%	94%	97%
St. Jude Medical Center	97%	86%	90%	100%	97%	100%
UCI Medical Center	100%	100%	97%	93%	97%	100%
West Anaheim Medical Center	81%	79%	81%	87%	94%	100%



# Emergency Receiving Center- Percent of HEAR Response Rate

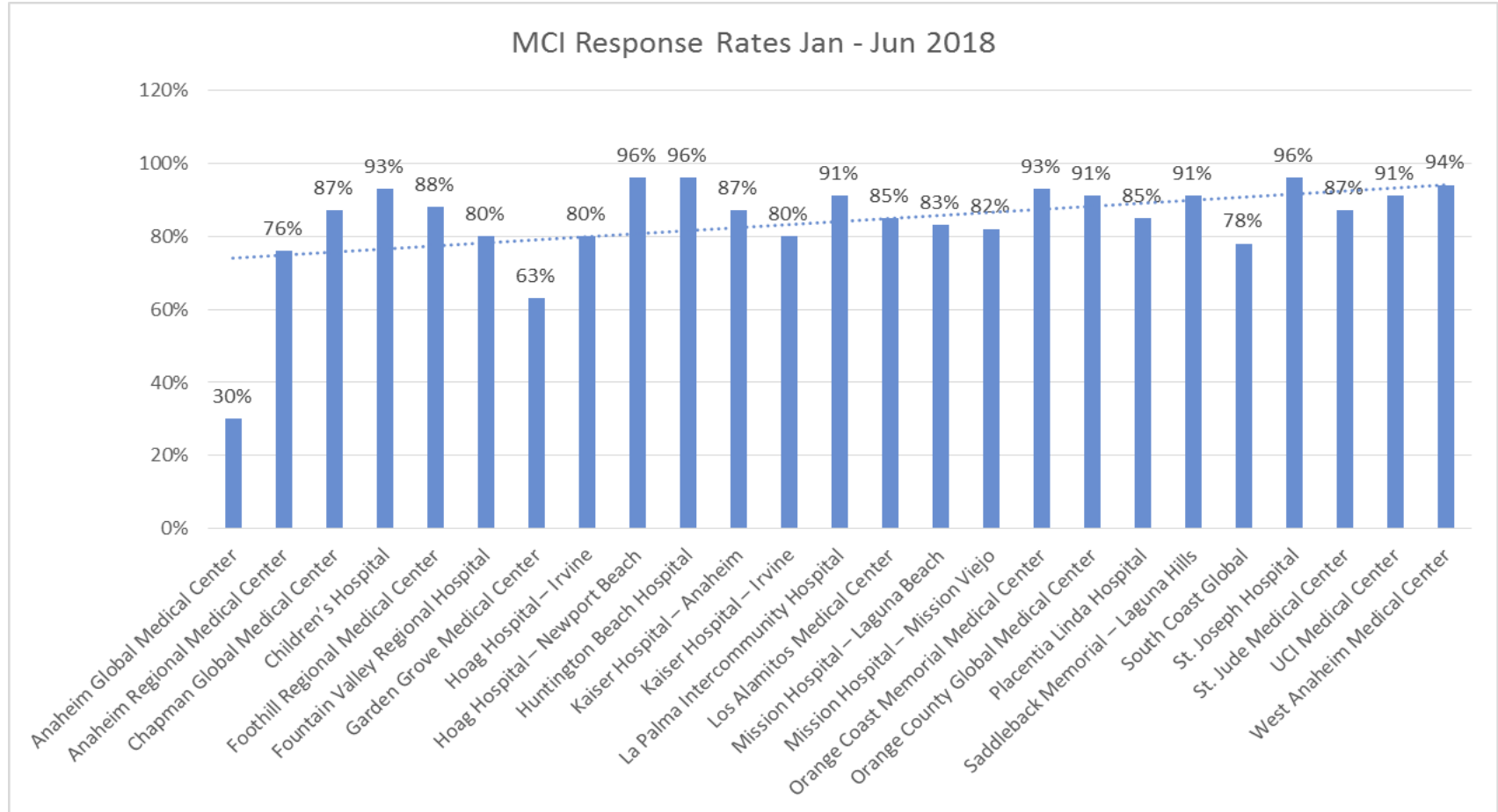


# Emergency Receiving Center – HEAR Response Rate

Hospital Name	JAN	FEB	MAR	APR	MAY	JUN
Anaheim Global Medical Center	83%	100%	100%	67%	100%	67%
Anaheim Regional Medical Center	100%	100%	67%	100%	100%	83%
Chapman Global Medical Center	83%	100%	83%	83%	100%	83%
Children's Hospital	100%	100%	100%	100%	100%	100%
Foothill Regional Medical Center	83%	33%	83%	100%	100%	100%
Fountain Valley Regional Hospital	0%	0%	67%	100%	100%	100%
Garden Grove Medical Center	83%	67%	100%	100%	100%	83%
Hoag Hospital – Irvine	100%	100%	100%	100%	100%	100%
Hoag Hospital – Newport Beach	100%	100%	67%	100%	100%	83%
Huntington Beach Hospital	100%	100%	83%	100%	100%	100%
Kaiser Hospital – Anaheim	100%	100%	100%	100%	100%	100%
Kaiser Hospital – Irvine	100%	100%	100%	100%	100%	100%
La Palma Intercommunity Hospital	100%	100%	83%	100%	80%	100%
Los Alamitos Medical Center	17%	100%	83%	0%	40%	0%
Mission Hospital – Laguna Beach	83%	83%	100%	100%	80%	100%
Mission Hospital – Mission Viejo	83%	83%	100%	100%	60%	67%
Orange Coast Memorial Medical Center	100%	100%	100%	100%	100%	100%
Orange County Global Medical Center	100%	100%	100%	83%	100%	100%
Placentia Linda Hospital	100%	100%	100%	100%	100%	100%
Saddleback Memorial – Laguna Hills	83%	83%	50%	100%	20%	83%
South Coast Global	67%	100%	83%	100%	100%	83%
St. Joseph Hospital	67%	100%	100%	100%	100%	83%
St. Jude Medical Center	100%	100%	100%	100%	100%	100%
UCI Medical Center	100%	100%	100%	100%	100%	100%
West Anaheim Medical Center	0%	83%	100%	100%	100%	100%



# Emergency Receiving Center- Percent of MCI Response Rate





# Emergency Receiving Center – MCI Response Rate

Hospital Name	JAN	FEB	MAR	APR	MAY	JUN
Anaheim Global Medical Center	33%	11%	33%	56%	44%	0%
Anaheim Regional Medical Center	56%	100%	78%	56%	78%	89%
Chapman Global Medical Center	100%	78%	89%	78%	78%	100%
Children's Hospital	100%	100%	100%	100%	100%	56%
Foothill Regional Medical Center	100%	83%	78%	100%	100%	67%
Fountain Valley Regional Hospital	44%	33%	100%	100%	100%	100%
Garden Grove Medical Center	78%	67%	67%	67%	44%	56%
Hoag Hospital – Irvine	78%	100%	78%	44%	100%	78%
Hoag Hospital – Newport Beach	89%	100%	100%	100%	100%	89%
Huntington Beach Hospital	100%	100%	100%	100%	78%	100%
Kaiser Hospital – Anaheim	78%	100%	78%	100%	78%	89%
Kaiser Hospital – Irvine	78%	100%	78%	44%	78%	100%
La Palma Intercommunity Hospital	78%	100%	78%	100%	89%	100%
Los Alamitos Medical Center	100%	78%	78%	78%	100%	78%
Mission Hospital – Laguna Beach	89%	100%	100%	89%	33%	89%
Mission Hospital – Mission Viejo	78%	100%	89%	67%	78%	78%
Orange Coast Memorial Medical Center	100%	100%	100%	67%	100%	89%
Orange County Global Medical Center	78%	67%	100%	100%	100%	100%
Placentia Linda Hospital	78%	78%	100%	100%	78%	78%
Saddleback Memorial – Laguna Hills	100%	100%	78%	89%	89%	89%
South Coast Global	56%	100%	78%	100%	78%	56%
St. Joseph Hospital	100%	100%	100%	100%	100%	78%
St. Jude Medical Center	100%	67%	100%	100%	100%	56%
UCI Medical Center	100%	100%	89%	78%	78%	100%
West Anaheim Medical Center	100%	89%	78%	100%	100%	100%

