



County of Orange Health Care Agency
 EMERGENCY MEDICAL SERVICES
 405 W. 5th Street, Suite 301-A
 Santa Ana, CA 92701



**9-1-1 EMERGENCY AMBULANCE
 FISCAL YEAR 2018/2019 1st QUARTER ACTIVITY REPORT
 JULY - SEPTEMBER 2018
 REGION A**

(Placentia, Yorba Linda, Unincorporated Brea)
 Emergency Ambulance Service, Inc.

Response Time Compliance

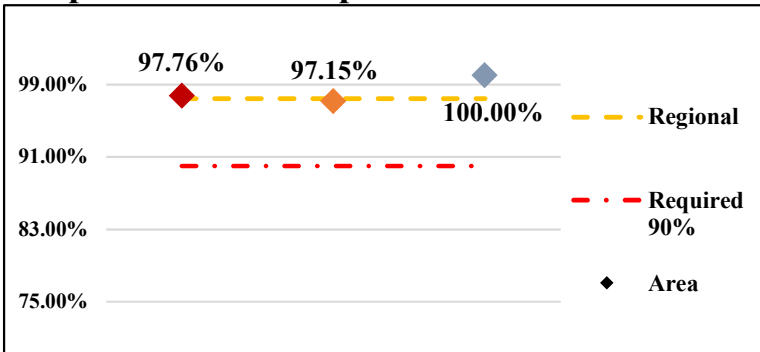


Fig. 1: Response Time Performance – combination of dispatch, system deployment & ambulance maintenance required to meet monthly compliance rate of 90% for an Exclusive Operating Area

REGION COMPLIANCE	97.45%
Placentia	97.76%
Yorba Linda	97.15%
Unincorporated Brea	100.00%

Dispatches

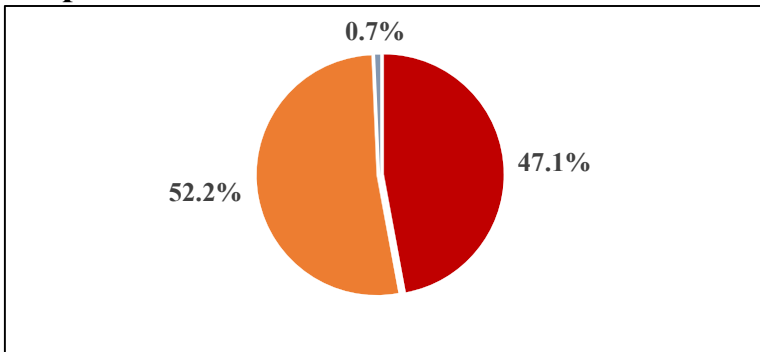


Fig. 2: Dispatch – a call for service requiring a 9-1-1 Emergency Ambulance response, regardless of the final outcome and does not account for calls outside the region border

REGION DISPATCHES	1610
Placentia	758
Yorba Linda	841
Unincorporated Brea	11

Transports

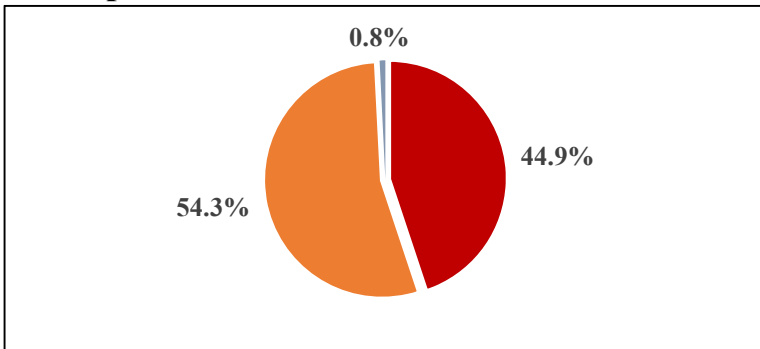


Fig. 3: Transport – the movement of a patient from the scene of a dispatch to a hospital by a 9-1-1 Emergency Ambulance, excluding calls outside the region border

REGION TRANSPORTS	1140
Placentia	512
Yorba Linda	619
Unincorporated Brea	9