

**9-1-1 EMERGENCY AMBULANCE  
FISCAL YEAR 2018/2019 2nd QUARTER ACTIVITY REPORT  
OCTOBER - DECEMBER 2018**

**REGION A**

(Placentia, Yorba Linda, Unincorporated Brea)

Emergency Ambulance Service, Inc.

**Response Time Compliance**

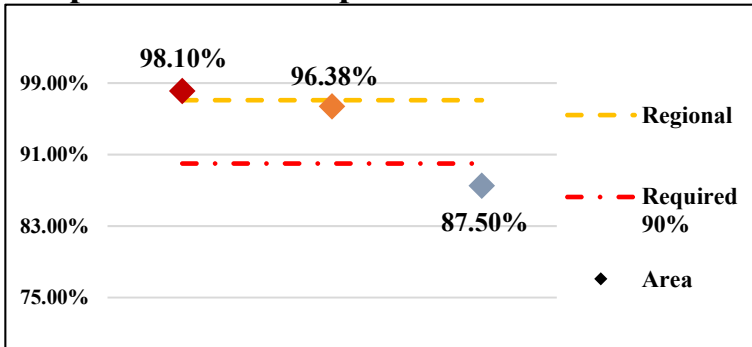


Fig. 1: Response Time Performance – combination of dispatch, system deployment & ambulance maintenance required to meet monthly compliance rate of 90% for an Exclusive Operating Area

**REGION COMPLIANCE**

**97.09%**

**Placentia**

98.10%

**Yorba Linda**

96.38%

**Unincorporated Brea**

87.50%

**Dispatches**

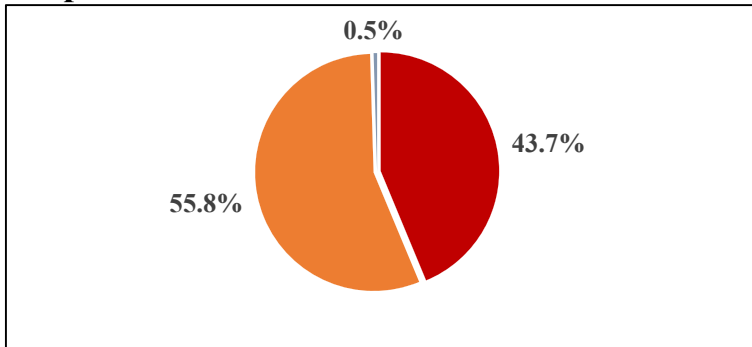


Fig. 2: Dispatch – a call for service requiring a 9-1-1 Emergency Ambulance response, regardless of the final outcome and does not account for calls outside the region border

**REGION DISPATCHES**

**1681**

**Placentia**

735

**Yorba Linda**

938

**Unincorporated Brea**

8

**Transports**

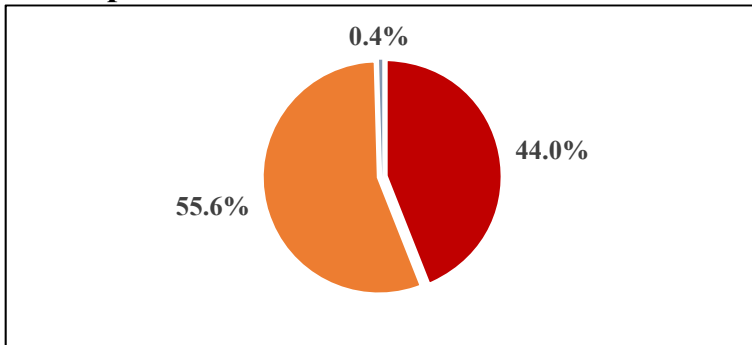


Fig. 3: Transport – the movement of a patient from the scene of a dispatch to a hospital by a 9-1-1 Emergency Ambulance, excluding calls outside the region border

**REGION TRANSPORTS**

**1168**

**Placentia**

514

**Yorba Linda**

649

**Unincorporated Brea**

5