

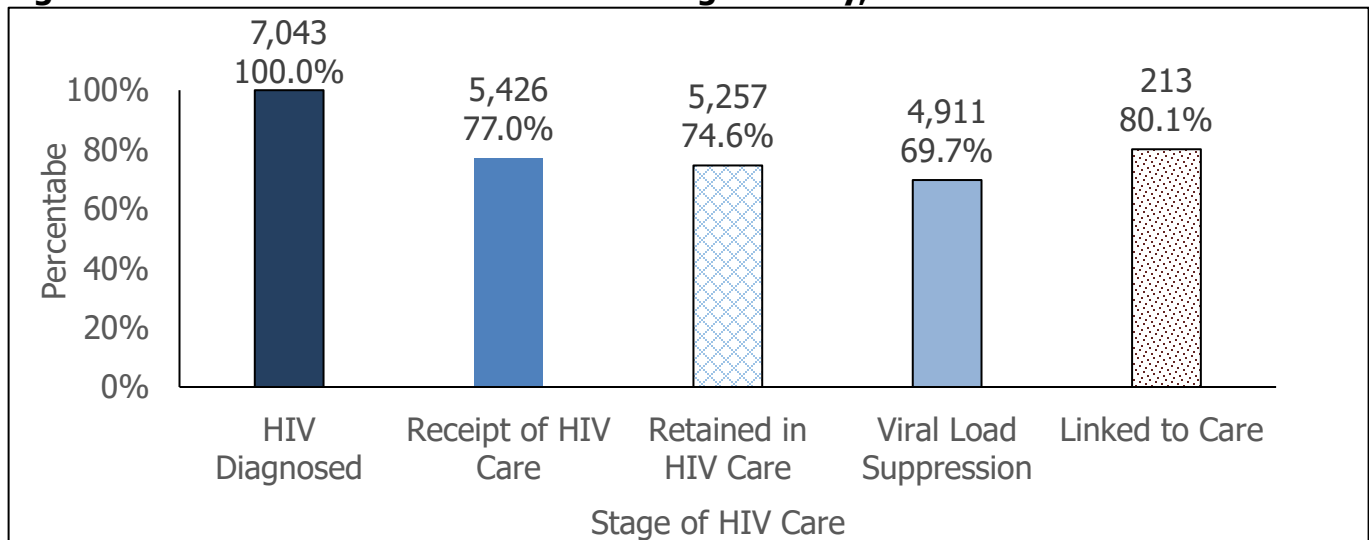


### Introduction

A Centers for Disease Control and Prevention (CDC) analysis<sup>1</sup> indicates that only 65.0% of the 1,018,430 persons living with diagnosed HIV (aged 13 years and older) are virally suppressed. The Continuum of Care is diagnosis-based and provides a visual “cascade” of people living with HIV (PLWH) in accordance with current CDC<sup>2</sup> guidance. The HIV Care Continuum is based on the percentage of the number of people age 13 years and older diagnosed with HIV. In Orange County, the Continuum of HIV care includes:

1. **Diagnosed with HIV:** This is the percent of the total number of people living with HIV age 13 years and over who are aware of their status;
2. **Receipt of HIV care:** This is the percent of persons age 13 years and over, diagnosed with HIV who had at least one (1) medical care visit (as indicated by having at least one viral load and/or CD4 count blood test) during 2023;
3. **Retained in HIV care:** This is the percent of persons age 13 years and over, diagnosed with HIV, whose most current address was in Orange County as of December 31, 2023 and had at least two (2) CD4 or viral load results with at least three (3) months in-between the first and last result. For persons diagnosed prior to 2023, the two results occurred in 2022 and/or 2023. For persons diagnosed in 2023, the results occurred between January 2023 and March 2024;
4. **HIV Viral Load Suppression:** This is the percent of persons age 13 years and over, diagnosed with HIV with a viral load test result of less than 200 copies/mL at the most recent viral load test during 2023;
5. **Linked to Care:** This is the percent of persons age 13 years and over, diagnosed with HIV in 2023 who had one (1) or more medical care visits (as indicated by having at least one (1) viral load and/or CD4 count blood test) within 30 days of their diagnosis.

**Figure 1: The Continuum of HIV Care: Orange County, 2023**



<sup>1</sup>Centers for Disease Control and Prevention. Monitoring selected national HIV prevention and care objectives by using HIV surveillance data—United States and 6 territories and freely associated states, 2022. *HIV Surveillance Supplemental Report 2024*;29(No. 2). Revised edition. <https://www.cdc.gov/hiv-data/nhss/national-hiv-prevention-and-care-outcomes.html>. Published May 2024.

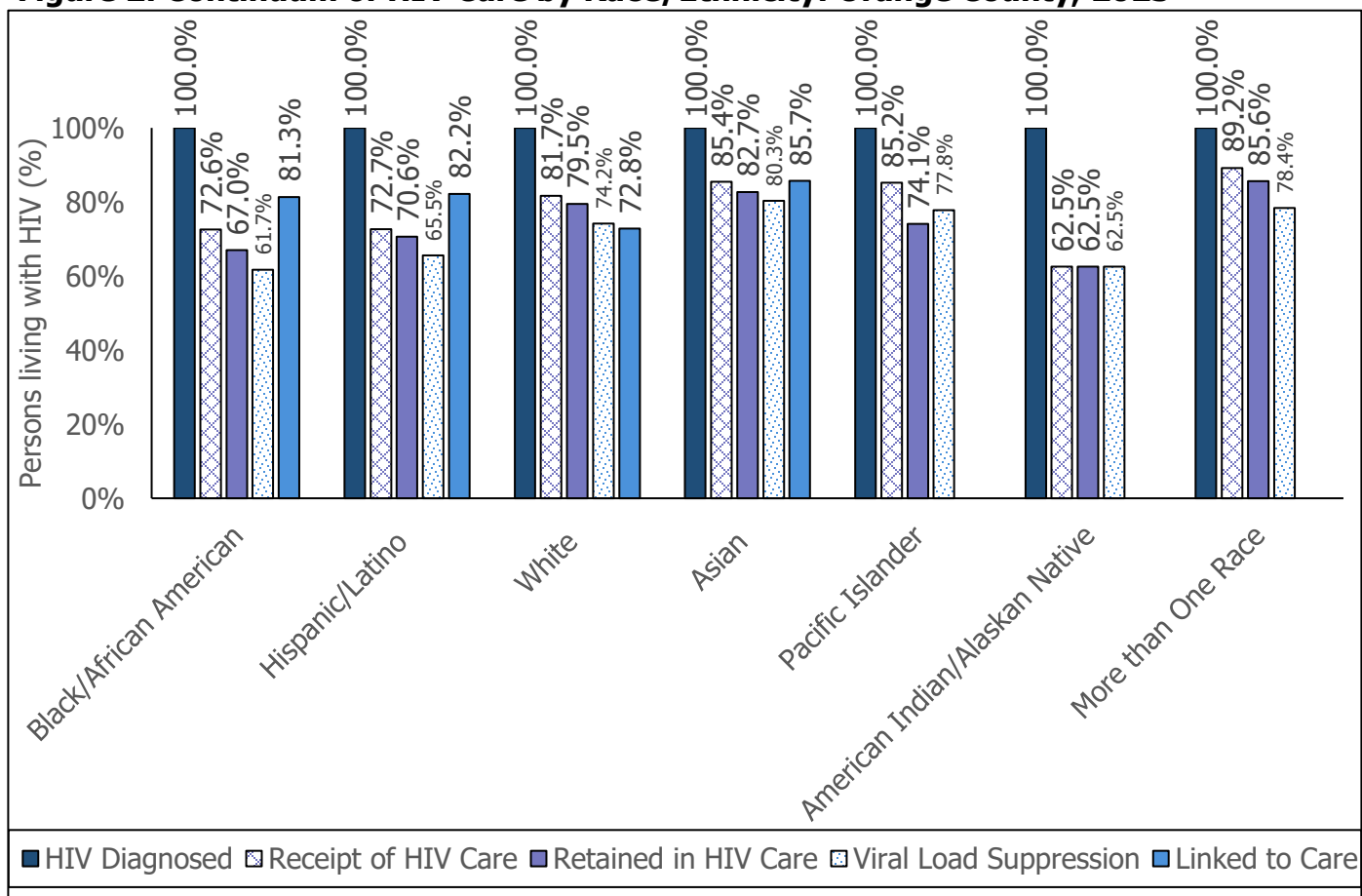
<sup>2</sup>Centers for Disease Control and Prevention (2019). *Understanding the HIV Care Continuum*. <https://www.cdc.gov/hiv/pdf/library/factsheets/cdc-hiv-care-continuum.pdf>.

## 2023 Highlights

- Of the 7,043 Orange County residents age 13 years and over living with HIV, 77.0% received HIV care, 74.6% were retained in HIV care, and 69.7% achieved viral suppression (Figure 1).
- Of the 266 people newly diagnosed with HIV in Orange County in 2023, 80.1% were linked to care within 30 days of their diagnosis.
- Blacks/African Americans had the lowest percentages of receiving care (72.6%) and being virally suppressed (61.7%). American Indian/Alaska Natives had the lowest percentage of being retained in care (62.5%) while Whites had the lowest percentage of being linked to care (72.8%) (Figure 2). Percentages for Pacific Islanders and American Indian/Alaskan Natives are based on a small number of PLWH and should be compared with caution.
- Persons age 46-55 years had the lowest percentages of receiving care (75.0%), being retained in care (73.2%), and being linked to care (67.6%), while persons age 26-35 years had the lowest percentages of being virally suppressed (69.3%) (Figure 3).
- Transgender individuals had the lowest percentages of receiving care (73.4%), being retained in care (63.3%), and being virally suppressed (59.7%), while males had the lowest percentage of being linked to care (78.8%) (Figure 4).
- Persons who inject drugs had the lowest percentages of receiving care (62.8%), being retained in care (60.8%), and being virally suppressed (50.3%). MSM/IDU had the lowest percentage of linkage to care (66.7%) (Figure 5).

The figures below provide an overview of Orange County data.

**Figure 2: Continuum of HIV Care by Race/Ethnicity: Orange County, 2023**

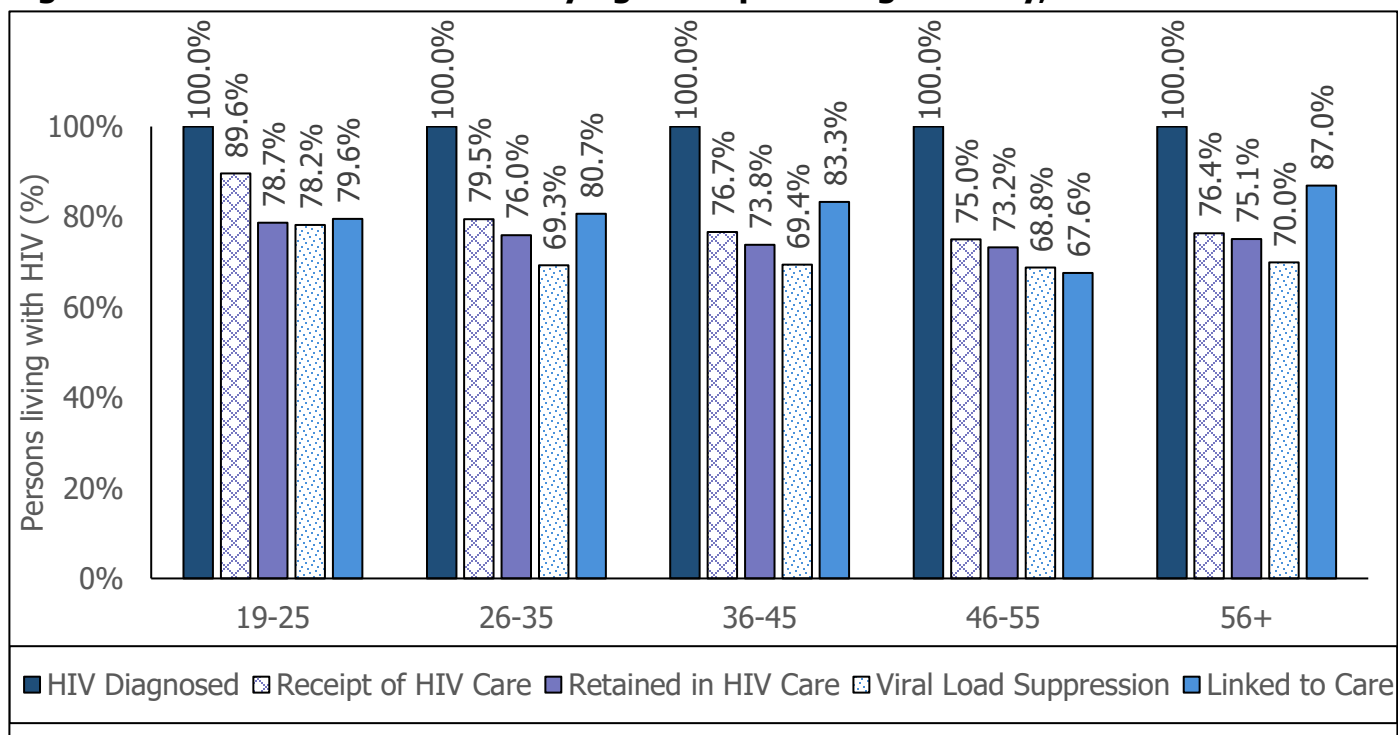


There were fewer than 10 new cases of HIV diagnosed in 2023 among Pacific Islanders, American Indian/Alaskan Natives, and persons of more than one. Thus linkage to care data for these ethnic groups are not included in the figure.

### Race/Ethnicity

- Blacks/African Americans had the lowest percentages of receiving care (72.6%) and being virally suppressed (61.7%). American Indian/Alaska Natives had the lowest percentage of being retained in care (62.5%) while Whites had the lowest percentage of being linked to care (72.8%).
- Asians had the highest percentage of receiving care (85.4%), being virally suppressed (80.3%), and being linked to care (85.7%). Persons of more than one race had the highest percentages of being retained in care (85.6%).
- Percentages for Pacific Islanders, and American Indian/Alaskan Natives are based on a small number of PLWH and should be compared with caution.

**Figure 3: Continuum of HIV Care by Age Group – Orange County, 2023**

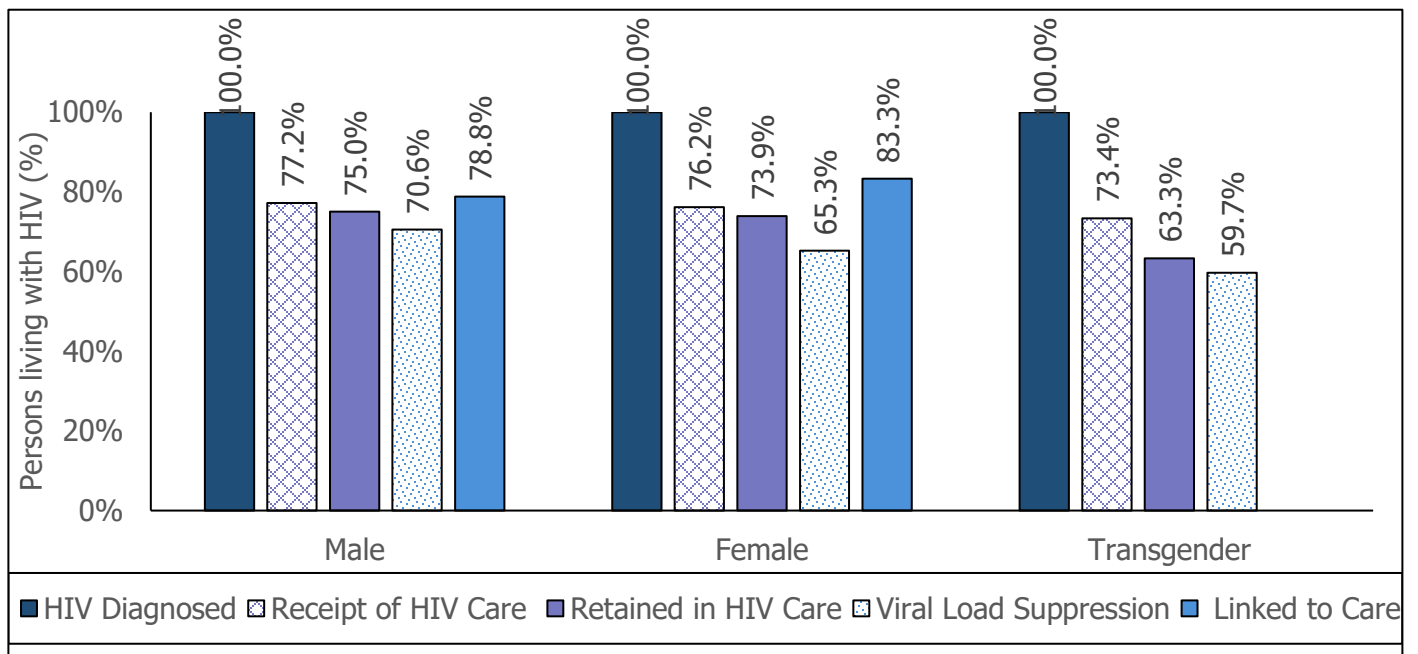


There were fewer than 10 persons age 13-18 years in all stages of the continuum and are not included in the figure.

### Age Group

- Persons age 46-55 years had the lowest percentages of receiving care (75.0%), being retained in care (73.2%), and being linked to care (67.6%) while persons age 26-35 years had the lowest percentage of being virally suppressed (69.3%).
- Persons age 19-25 years had the highest percentages of receiving care (89.6%), being retained in care (78.7%), and being virally suppressed (78.2%), while persons age 56+ years had the highest percentage of being linked to care (87.0%).

**Figure 4: Continuum of HIV Care by Gender – Orange County, 2023**

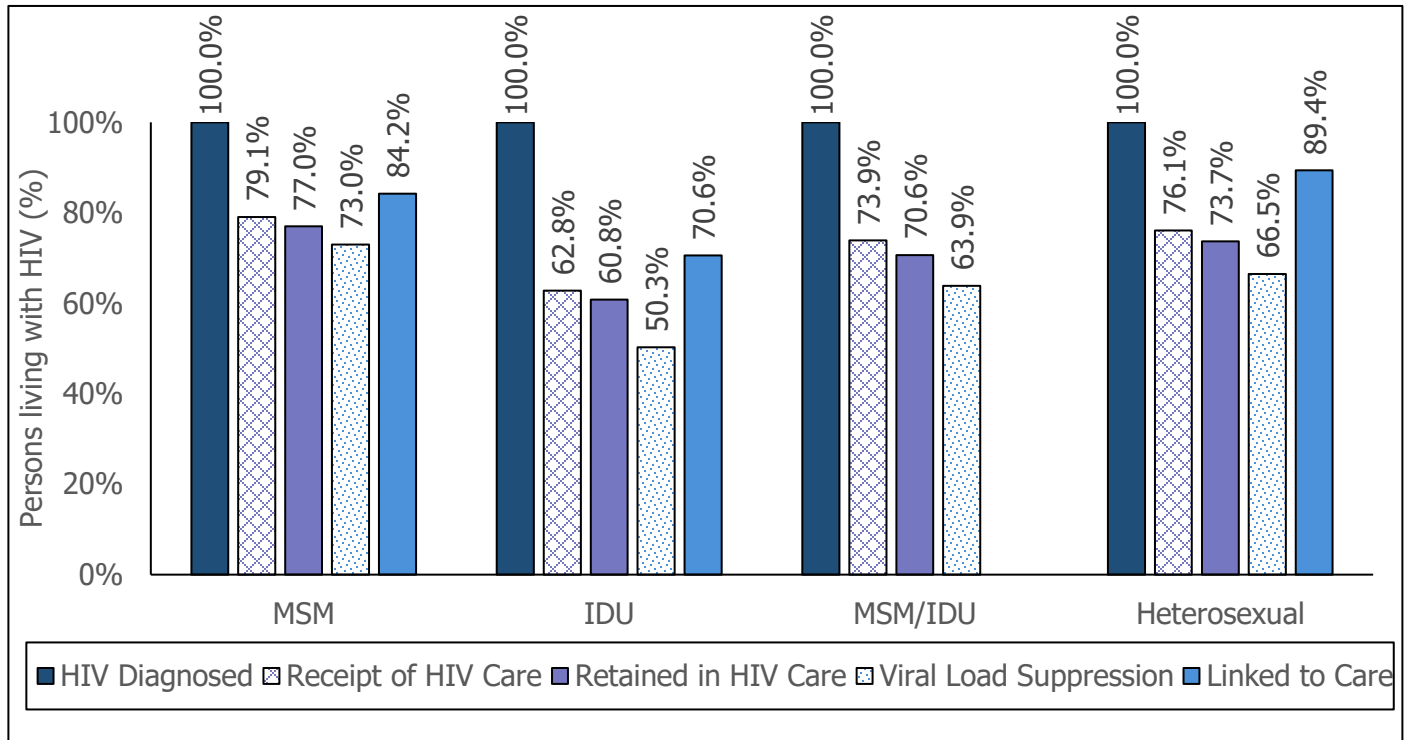


There were fewer than 10 new cases of HIV diagnosed in 2023 among transgender individuals. Thus linkage to care data for this gender is not included in the figure.

**Gender**

- Transgender individuals had the lowest percentages of receiving care (73.4%), being retained in care (63.3%), and being virally suppressed (59.7%), while males had the lowest percentage of being linked to care (78.8%).
- Males had the highest percentages of receiving care (77.2%), being retained in care (75.0%), and being virally suppressed (70.6%), while females had the highest percentage of being linked to care (83.3%).

**Figure 5: Continuum of HIV Care by Mode of Exposure – Orange County, 2023**



Note: MSM=men who have sex with men. IDU= injection drug users.

There were fewer than 10 new cases of HIV diagnosed in 2023 among MSM/IDU. Thus linkage to care data for this risk group is not included in the figure.

Does not include people diagnosed as children, infected through a blood transfusion, are hemophiliacs, or are of unknown transmission source.

### Mode of Exposure (Risk Group)

- Persons who inject drugs had the lowest percentages of receiving care (62.8%), being retained in care (60.8%), being virally suppressed (50.3%), and linking to care (70.6%).
- MSM had the highest percentages of receiving care (79.1%), being retained in care (77.0%), and being virally suppressed (73.0%), while heterosexuals had the highest percentage of being linked to care (89.4%).

### Closing the Gaps

HIV testing is critical to increasing knowledge of HIV status among Orange County residents. It is estimated that 17.5% of persons living with HIV do not know their status. Pre-Exposure Prophylaxis (PrEP) is also key to HIV prevention for people at risk for HIV. Orange County has set goals to increase knowledge of HIV status to 90.0% and to increase PrEP coverage to 50.0% by 2025 in alignment with the National HIV/AIDS Strategy. To achieve these goals, Orange County has developed new programs and services through the Ending the HIV Epidemic (EHE) initiative to increase access to HIV testing and increase access and adherence of PrEP among populations at high risk for HIV through PrEP Navigation.

In addition, ensuring that people have access to care, stay in care, and remain on antiretroviral treatment will increase the percentage of people living with HIV who achieve and maintain viral

suppression, which is important for improving health and preventing HIV transmission. Orange County's Ryan White HIV/AIDS Program provides a comprehensive system of care, including care and support services. EHE programs and services further support Orange County's efforts to increase rapid antiretroviral therapy (ART) initiation for newly diagnosed individuals within 0-5 days of diagnosis, linkage to care, retention in care, and ultimately viral load suppression.

To reduce the impact of HIV in Orange County, improvements are needed at each stage of the Continuum of HIV Care, with particular efforts aimed to reduce disparities by race, age, gender, and risk group.

## **Data Sources, Methods, and Additional Resources**

### **Data Sources**

- The data were extracted from the Orange County HIV Case Registry, reported as of January 2024.
- The estimated percentage of persons living with undiagnosed HIV is based on data obtained from the CDC HIV Surveillance Supplemental Report.<sup>3</sup>

### **Definitions**

- Persons living and diagnosed with HIV were defined as current Orange County residents diagnosed with HIV by December 31, 2023, who had their case reported to the Orange County HIV/AIDS Surveillance and Monitoring Program by January 31, 2024.

### **Additional Resources**

- California Department of Public Health, Office of AIDS. Ending the Epidemics. Addressing HIV, Hepatitis C, and STIs in California – Integrated Statewide Strategic Plan Overview, 2023-2026.  
[https://www.cdph.ca.gov/Programs/CID/DOA/CDPH%20Document%20Library/CDPH\\_StratPlan2021\\_FINAL\\_ADA.pdf](https://www.cdph.ca.gov/Programs/CID/DOA/CDPH%20Document%20Library/CDPH_StratPlan2021_FINAL_ADA.pdf). Published 2021.
- California Department of Public Health, Office of AIDS. California HIV Surveillance Report 2021.  
[https://www.cdph.ca.gov/Programs/CID/DOA/CDPH%20Document%20Library/California\\_HIV\\_Surveillance\\_Report2021\\_ADA.pdf](https://www.cdph.ca.gov/Programs/CID/DOA/CDPH%20Document%20Library/California_HIV_Surveillance_Report2021_ADA.pdf). Published May 2023.
- California Department of Public Health, Office of AIDS. Integrated HIV Surveillance, Prevention, and Care Plan, Laying a Foundation for Getting to Zero: California's Integrated HIV Surveillance, Prevention, and Care Plan.  
<https://www.cdph.ca.gov/Programs/CID/DOA/CDPH%20Document%20Library/GTZ%20Baseline%20Report%20FINAL.pdf>. Published September 2016.
- National HIV/AIDS Strategy for the United States 2023–2025. Washington, DC.:  
<https://files.hiv.gov/s3fs-public/NHAS-2023-2025.pdf>. Published December 2021.

---

<sup>3</sup>Centers for Disease Control and Prevention. Estimated HIV incidence and prevalence in the United States, 2015–2019. HIV Surveillance Supplemental Report 2021;26(No. 1). <http://www.cdc.gov/hiv/library/reports/hiv-surveillance.html>. Published May 2021.

- Orange County's Integrated HIV Prevention and Care Plan, 2023-2026.  
[https://www.ochealthinfo.com/sites/healthcare/files/2023-02/2023-2026\\_Integrated\\_HIV\\_Prevention\\_and\\_Care\\_Plan\\_Compiled\\_2023-12-13\\_FINAL\\_0.pdf](https://www.ochealthinfo.com/sites/healthcare/files/2023-02/2023-2026_Integrated_HIV_Prevention_and_Care_Plan_Compiled_2023-12-13_FINAL_0.pdf).  
Published December 2023.
- Orange County's Ending the HIV Epidemic Plan Summary:  
[https://www.cdph.ca.gov/Programs/CID/DOA/CDPH%20Document%20Library/EtHE\\_Summary\\_Orange\\_ADA.pdf](https://www.cdph.ca.gov/Programs/CID/DOA/CDPH%20Document%20Library/EtHE_Summary_Orange_ADA.pdf). Published May 2021.

### **Acknowledgements**

Accurate identification and timely reporting are integral parts of successful disease control, the OC Health Care Agency would like to thank all Orange County service providers, laboratories, and Public Health Investigators whose work made this report possible.