



**Behavioral Health Advisory Board
Children and Youth Sub-Committee
9-9-2024**

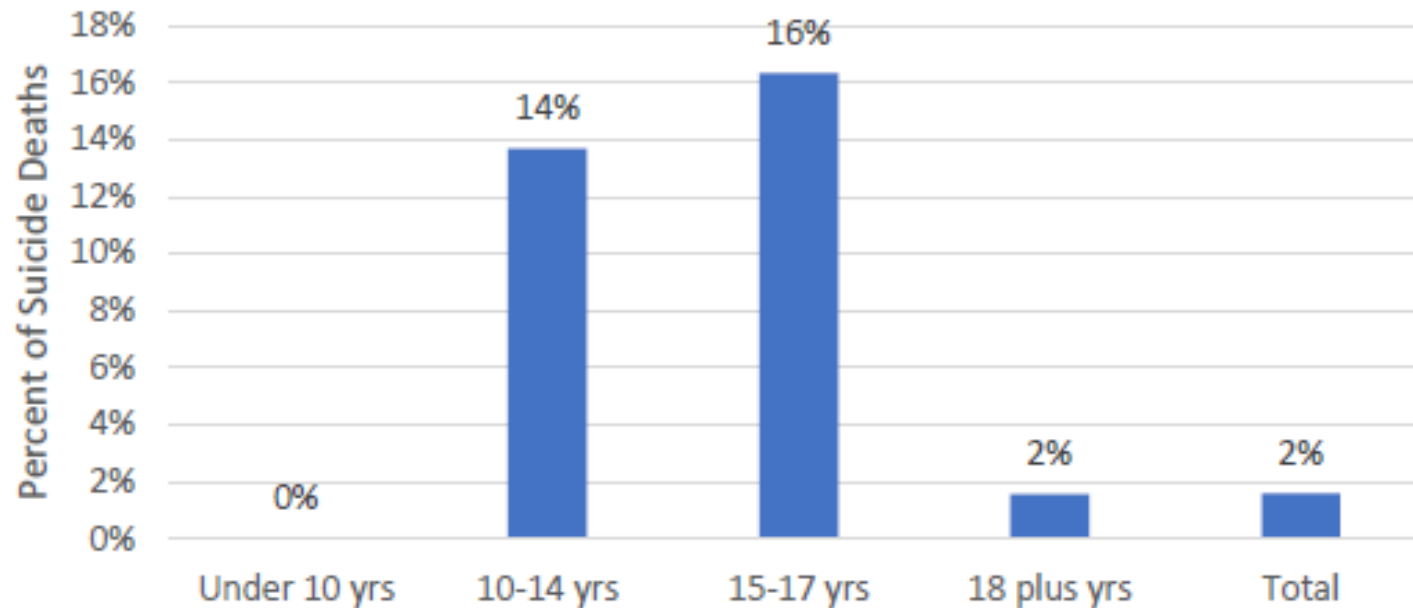
**Dawn M. Smith, Asst. Deputy Director
Children and Youth Services**

Suicide Deaths from 2010-2013

Age Group	Total # Suicides	% of Total Suicides	Annual Rate per 100,000
Under 10 yrs	0	0%	0.0
10-14 yrs	36	1%	1.2
15-17 yrs	68	1.5%	3.7
18 plus yrs	4361	98%	12.8
Unknown	1	0%	
Total (all ages)	4466	100%	10.1
<i>Youth 10-17 yrs</i>	<i>104</i>	<i>2%</i>	<i>2.2</i>

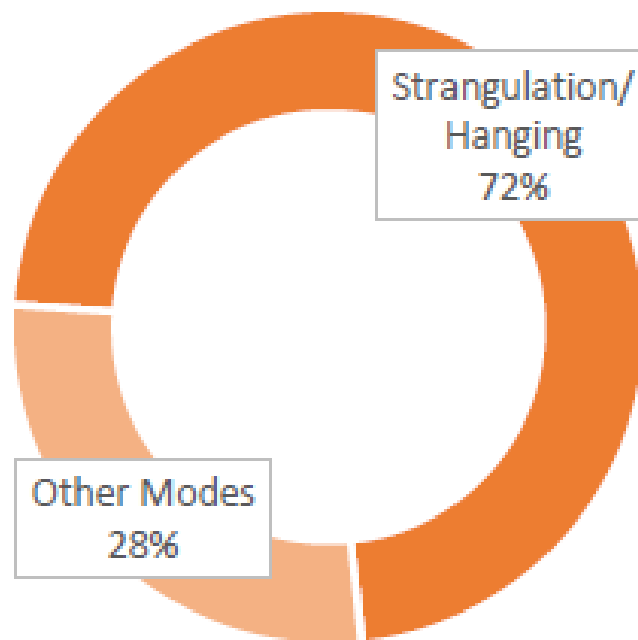
% Suicides to All-Cause Total Deaths

% Suicides to All-Cause Total Deaths by
Age Group
2010-2023



Suicides Among Children 10-14 Years Old

Mode of Suicide Death
Among Children 10-14 yrs,
2010-2023



July 2024 Timeliness Metrics – County Outpatient

PROGRAM	# OF ENTRIES	# OF APPTS	% ROUTINE W/IN 10 DAY	% ROUTINE PAST 10 DAY	% URGENT W/IN 1 DAY	% URGENT PAST 1 DAY
CUMULATIVE	156	138	98.5%	1.5%	75%	25%
COSTA MESA	22	19	89.5%	10.5%	N/A	N/A
EAST	29	29	100%	0%	N/A	N/A
NORTH	47	38	100%	0%	N/A	N/A
SOUTH	32	26	100%	0%	50%	50%
WEST	26	26	100%	0%	100%	0%

July 2024 Timeliness Metrics – Contracted Outpatient

PROGRAM	# OF ENTRIES	# OF APPTS	% OF ROUTINE W/IN 10 DAY	% ROUTINE PAST 10 DAY	% URGENT W/IN 1 DAY	% URGENT PAST 1 DAY
Cumulative	370	370	94.50%	5.50%	0.00%	100.00%

Excerpts from CQIC Committee Meeting

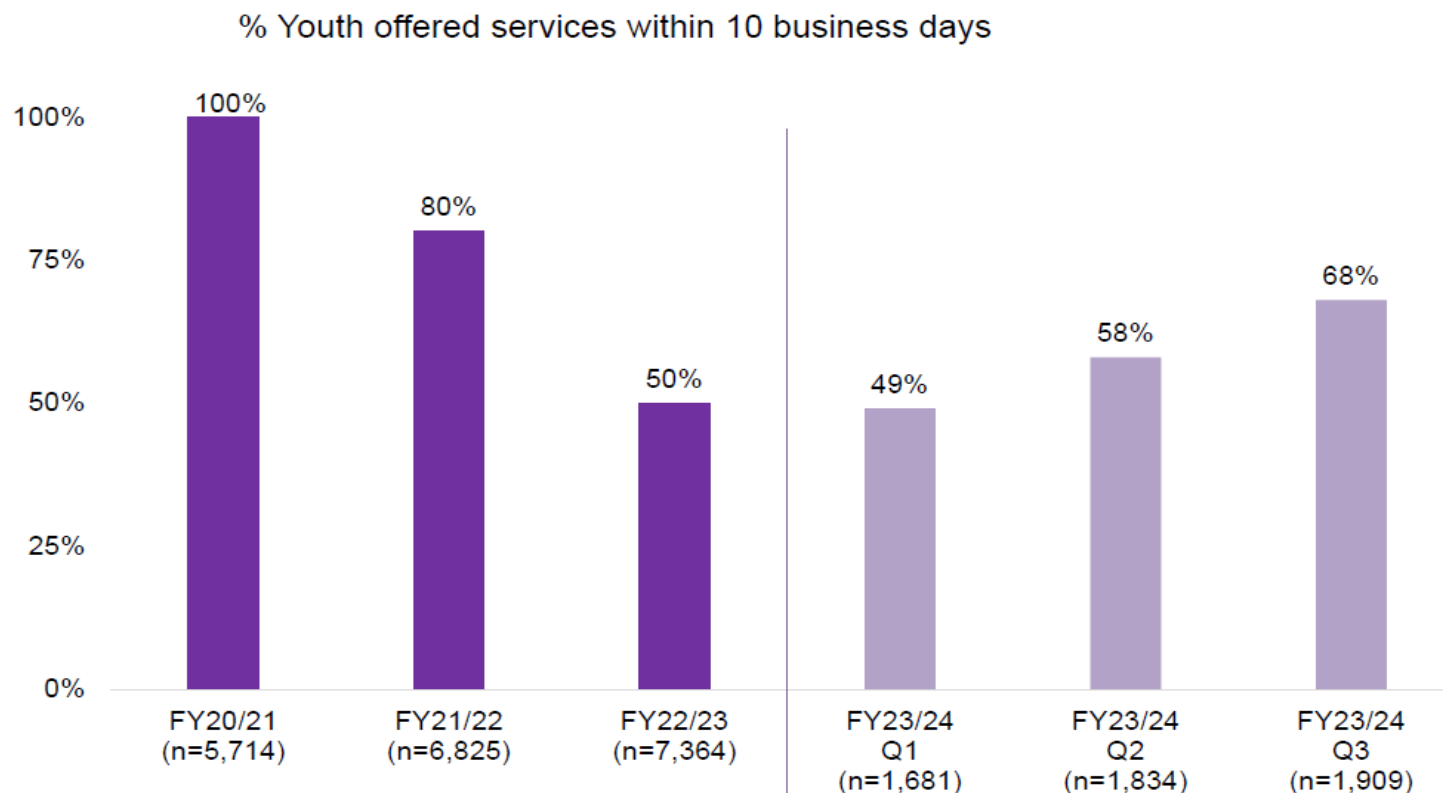


Community Quality Improvement Committee Meeting 7/25/2024

Quality Management Services

CYS Routine Appts. Offered

MHP CYS Routine appts offered: FY20/21- FY23/24 (Q1-Q3)

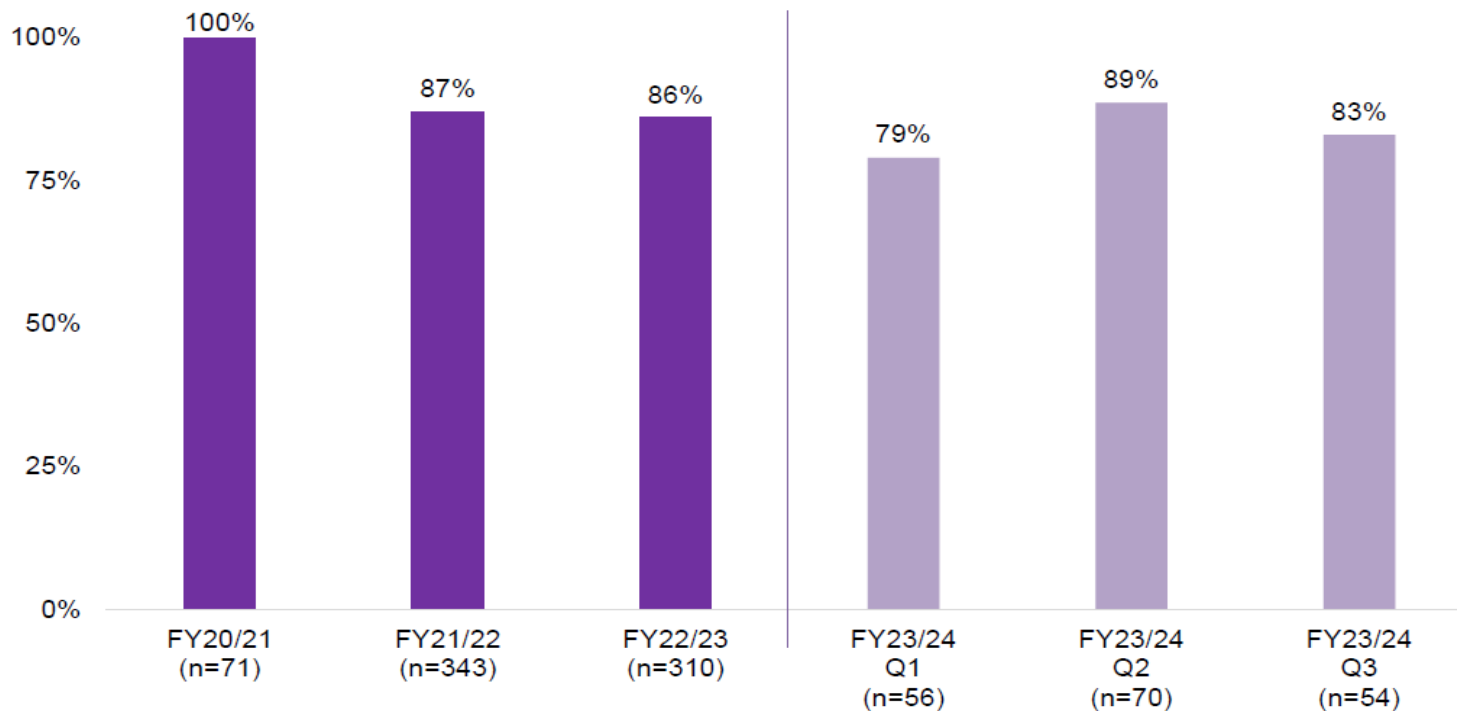


Foster-care FY23/24 Qs 1-3: 60% (N = 215) offered on time (Q1= 53.2%, Q2=62.9%, Q3= 68.6% vs FY22/23 at 76.9%

CYS Urgent Appts Offered

MHP CYS Urgent appts offered: FY20/21- FY23/24 (Q1-Q3)

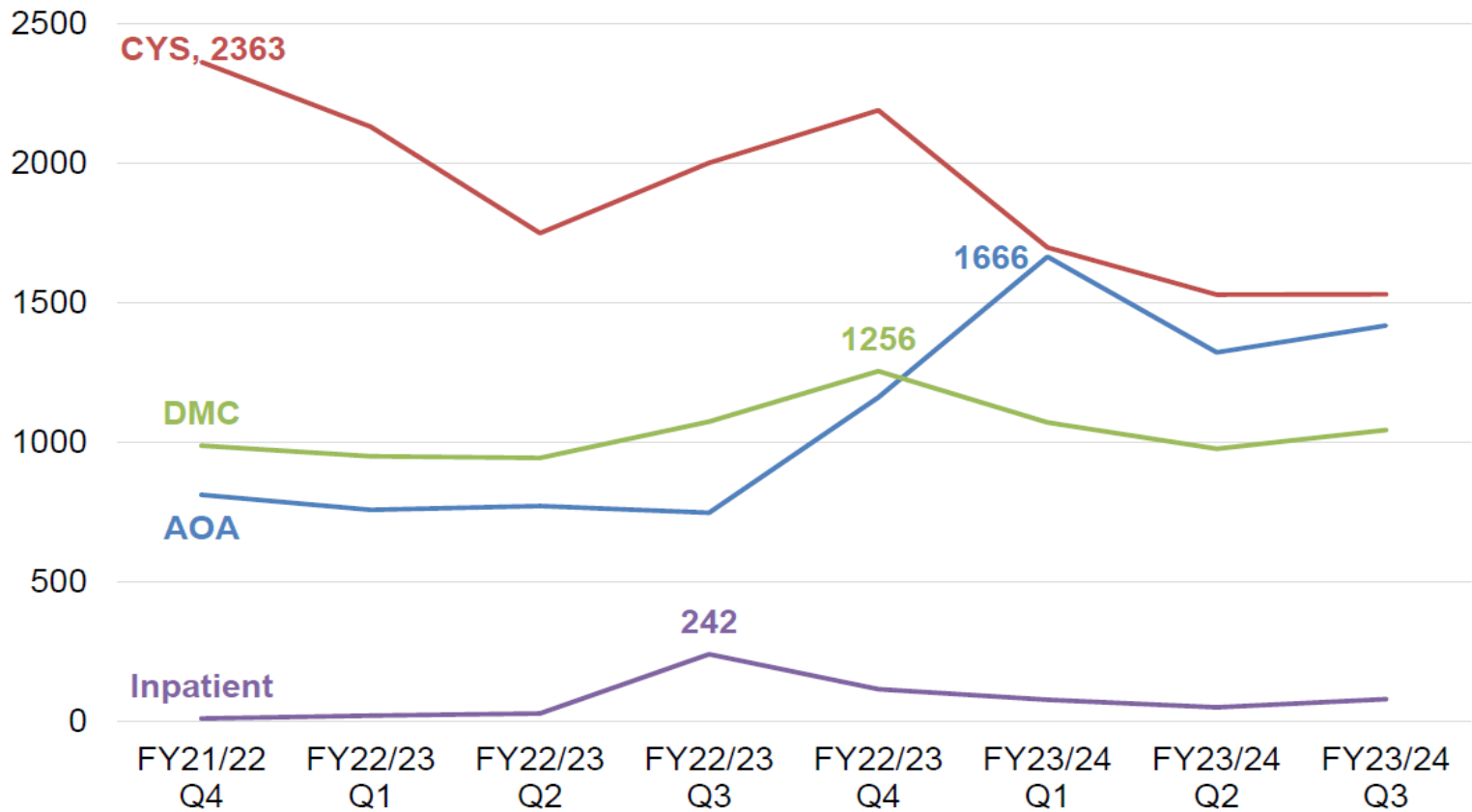
% Youth offered services within 2 calendar days



Foster-care Year-to-date (YTD): 66.7% (n=3) offered on time

CYS NOABDs

Total NOABDs – Past 8 Quarters



Stay Connected



OC Health Care Agency



@ohealthinfo



@ohealth



@oc_hca



@ohealth



www.ohealthinfo.com

