



BHSA Housing Workgroup Meeting

Behavioral Health Services Act (BHSA)

July 10, 2025



Today's Agenda

- **Welcome and Introductions**
- **Review from last Meeting**
- **Systems Map Overview**
- **Housing Data**
- **Funding Updates**
- **Community Program Planning Updates**

Systems Mapping

Mapping

In February 2025, we began mapping our current mental health (MH), substance use disorder (SUD) and housing services and supports to the **New Behavioral Health Continuum of Care**.



Purpose of Mapping the SOC

Purpose of Mapping Project

Align

Align programs with the new BH continuum

Inform

Inform our fiscal mapping and the development of the Behavioral Health Integrated Plan

Identify

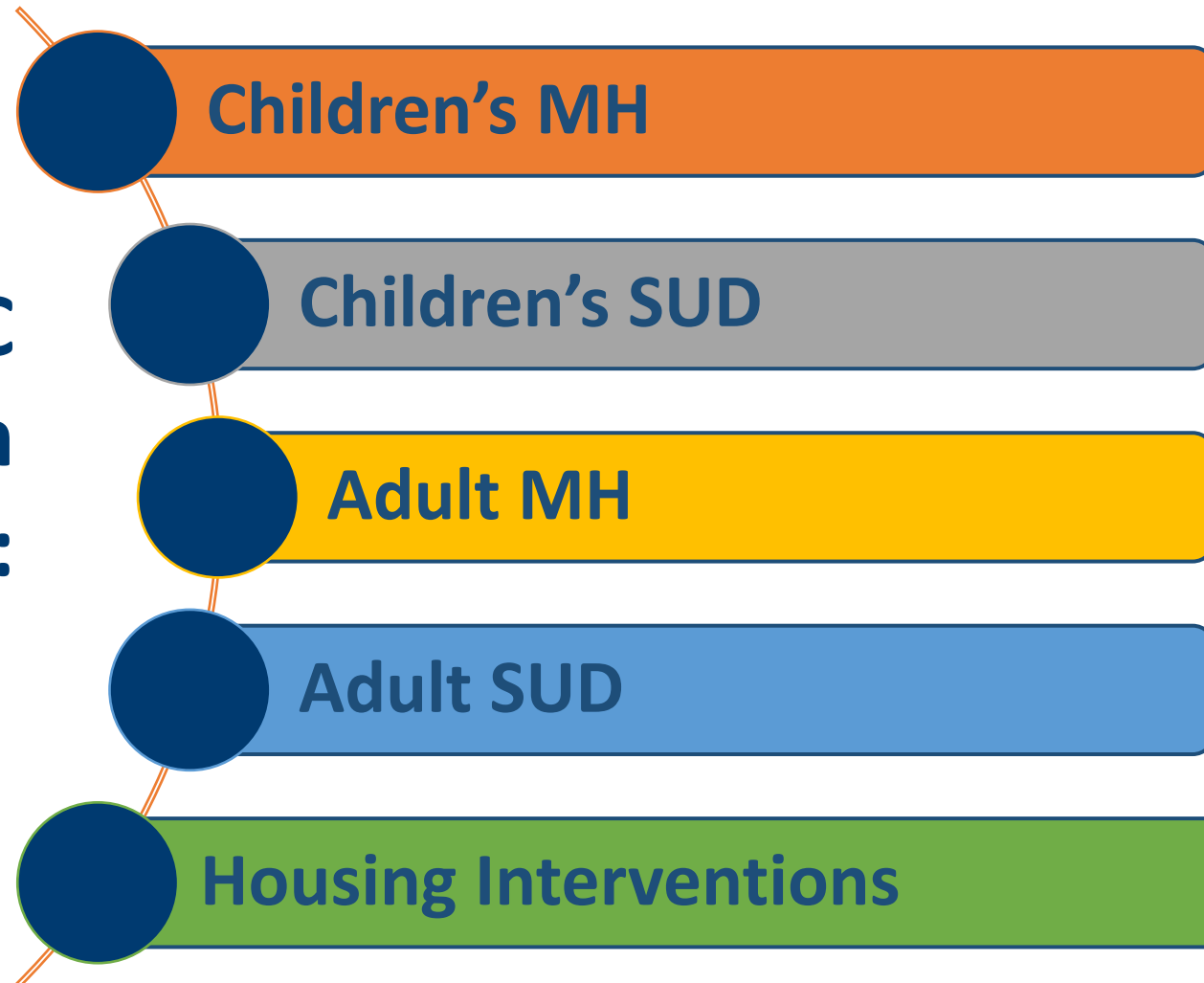
Identify gaps in the SOC

Educate

Educate the community on the services and supports that the County provides during the community engagement process

Mapping (con't)

**Five (5) SOC
maps have been
developed:**



Data Overview & Key Insights

Homelessness

PERSONS PER COUNTY REGION



3,227 North
3,454 Central
641 South

TOTAL: 7,322 Persons

VETERANS



328 Persons who served in the U.S. Armed Forces, National Guard or Reserves

AGE




308 Transitional Age Youth

Persons ages 18 to 24

869 Seniors

Persons ages 62 and older

5 YEAR RATE OF GROWTH



20%
29%
7%

California
Surrounding Counties
Orange County

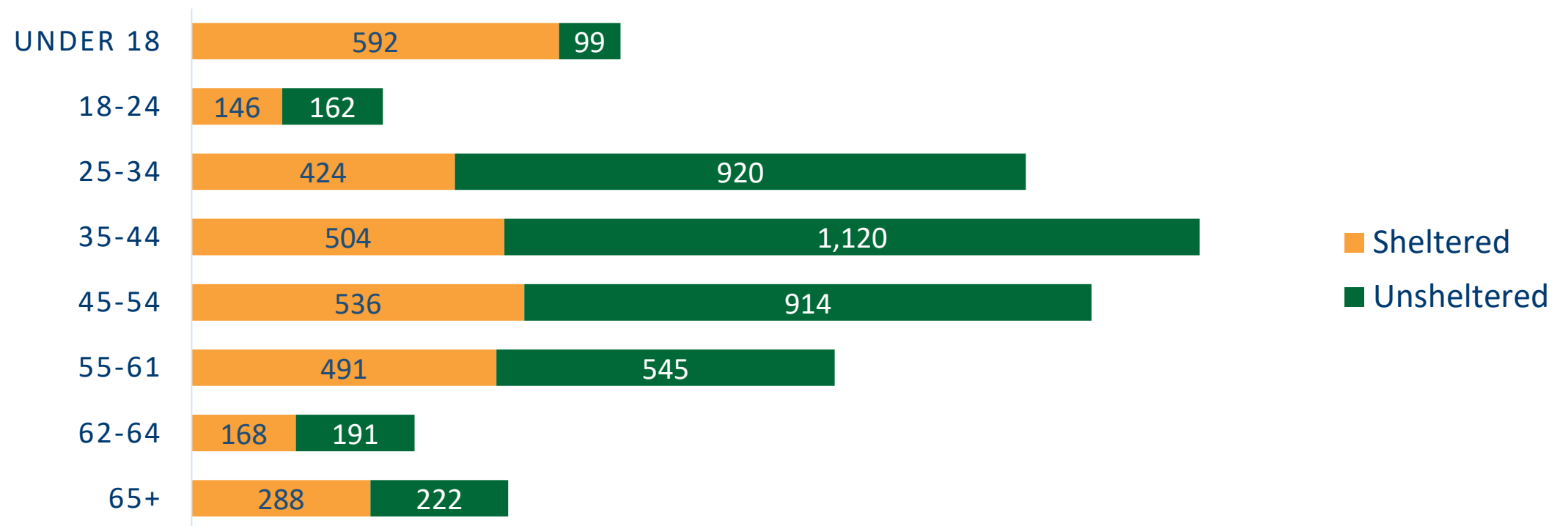
Homelessness

Subpopulations and Disabling Conditions

	UNSHELTERED	SHELTERED		UNSHELTERED	SHELTERED
ADULTS	4,074	2,557	DEVELOPMENTAL DISABILITY	17.43%	0.20%
				710 Adults	5 Adults
CHRONIC HOMELESSNESS	38.44%	34.30%			
	1,566 Adults	877 Adults	DOMESTIC VIOLENCE	10.01%	10.40%
				408 Adults	266 Adults
SUBSTANCE USE DISORDER	49.85%	23.46%			
	2,031 Adults	600 Adults	HIV/AIDS	2.26%	6.84%
				92 Adults	175 Adults
PHYSICAL DISABILITY	31.42%	29.88%			
	1,280 Adults	764 Adults			
SERIOUS MENTAL ILLNESS	30.68%	35.31%			
	1,250 Adults	903 Adults			

Homelessness

AGE BREAKDOWN OF SHELTERED AND UNSHELTERED PERSONS 2024 PIT



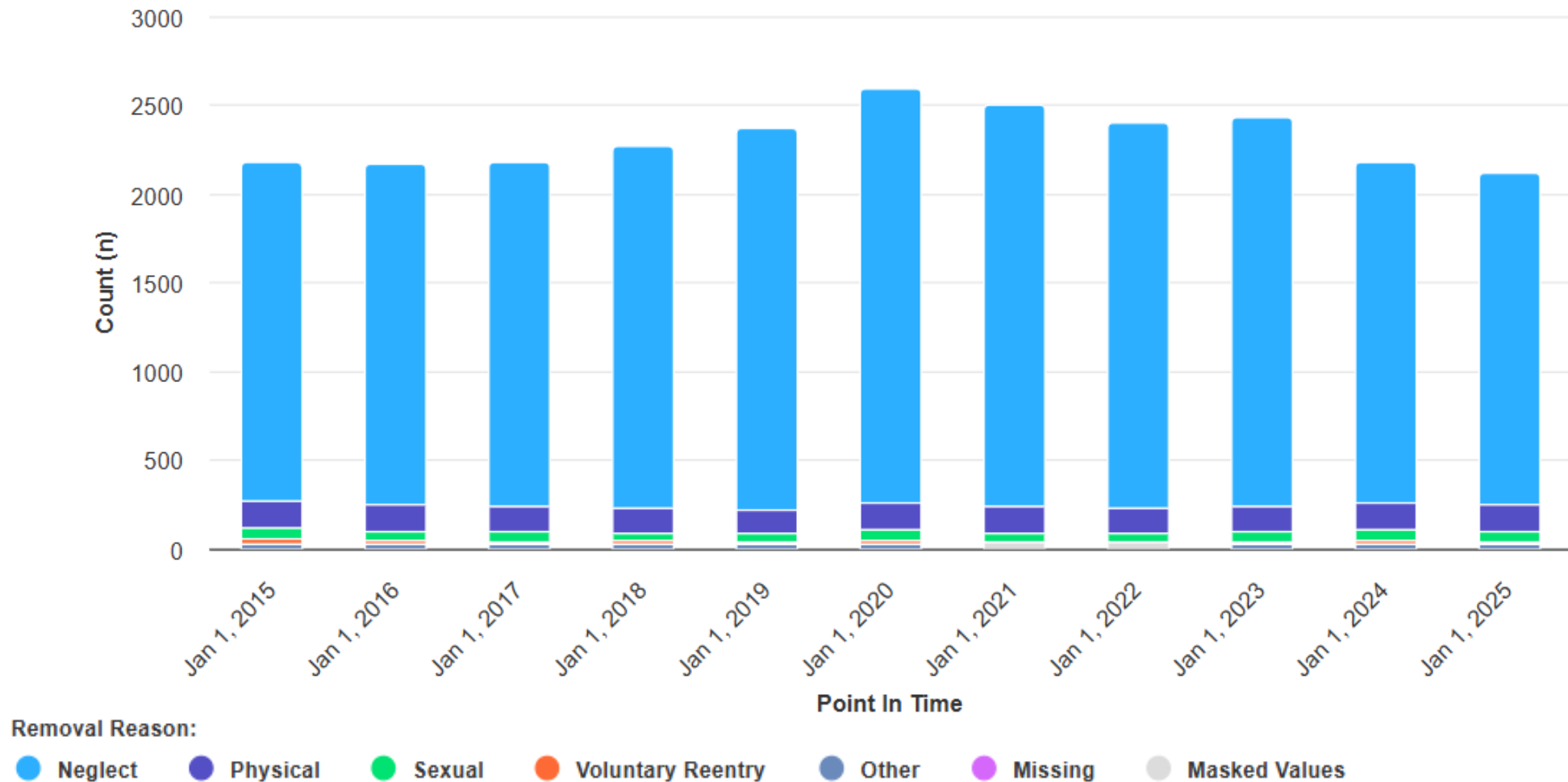
Removal of Children from Home

Reason for Removal 2015-2025

Children in
Foster Care

Agency Type:
Child Welfare

Orange



Most Common Reason for Removal: Neglect

Removal of Children from Home by Age 2015-2024

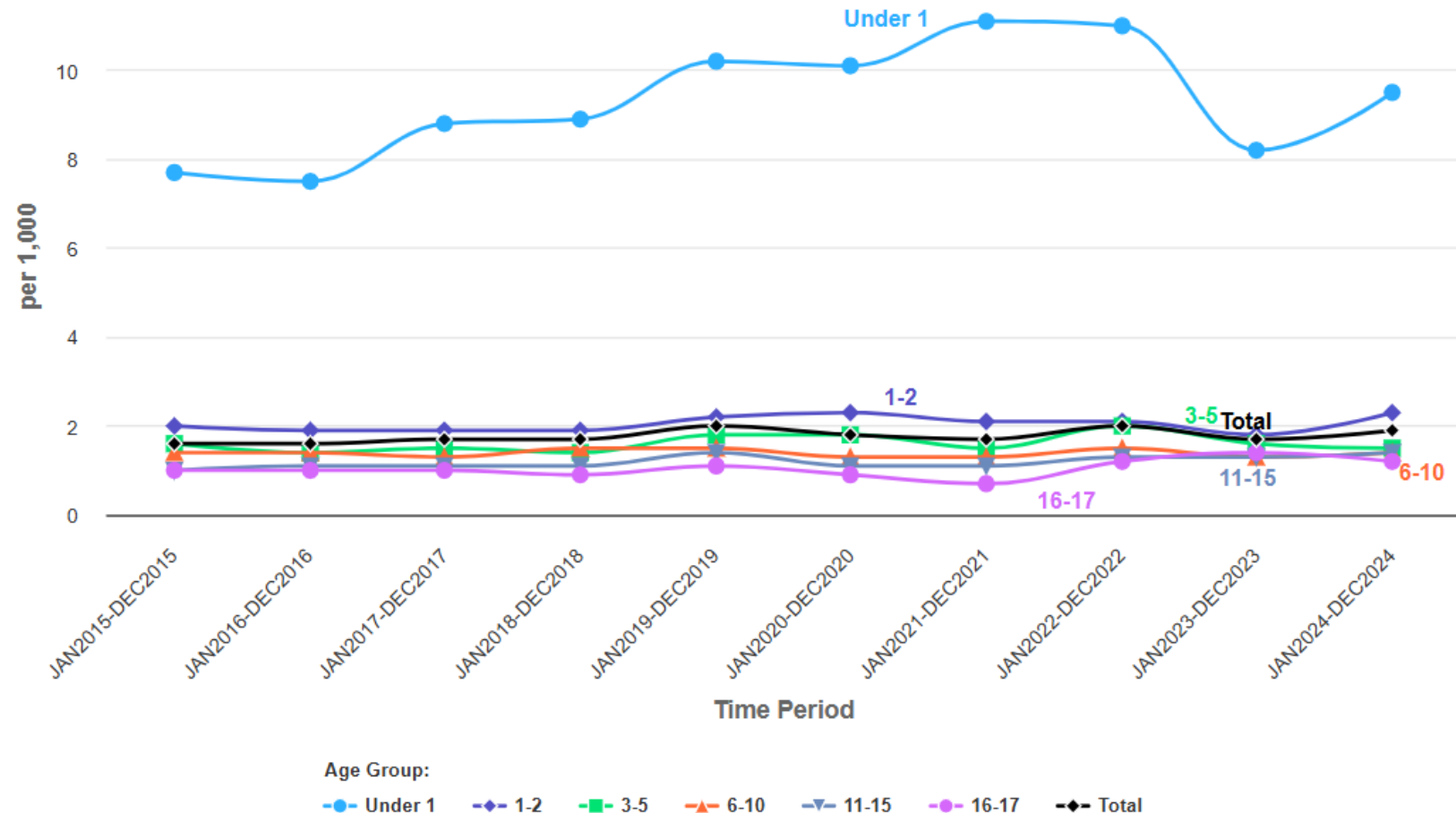
Children with Entries to Foster Care, Child Population (0-17), and incidence Rates

Incidence per 1,000 Children

Agency Type: Child Welfare

Selected Subset:
Episode Count: All Children Entering

Orange



Removal of Children from Home

by Race & Ethnicity 2015-2024

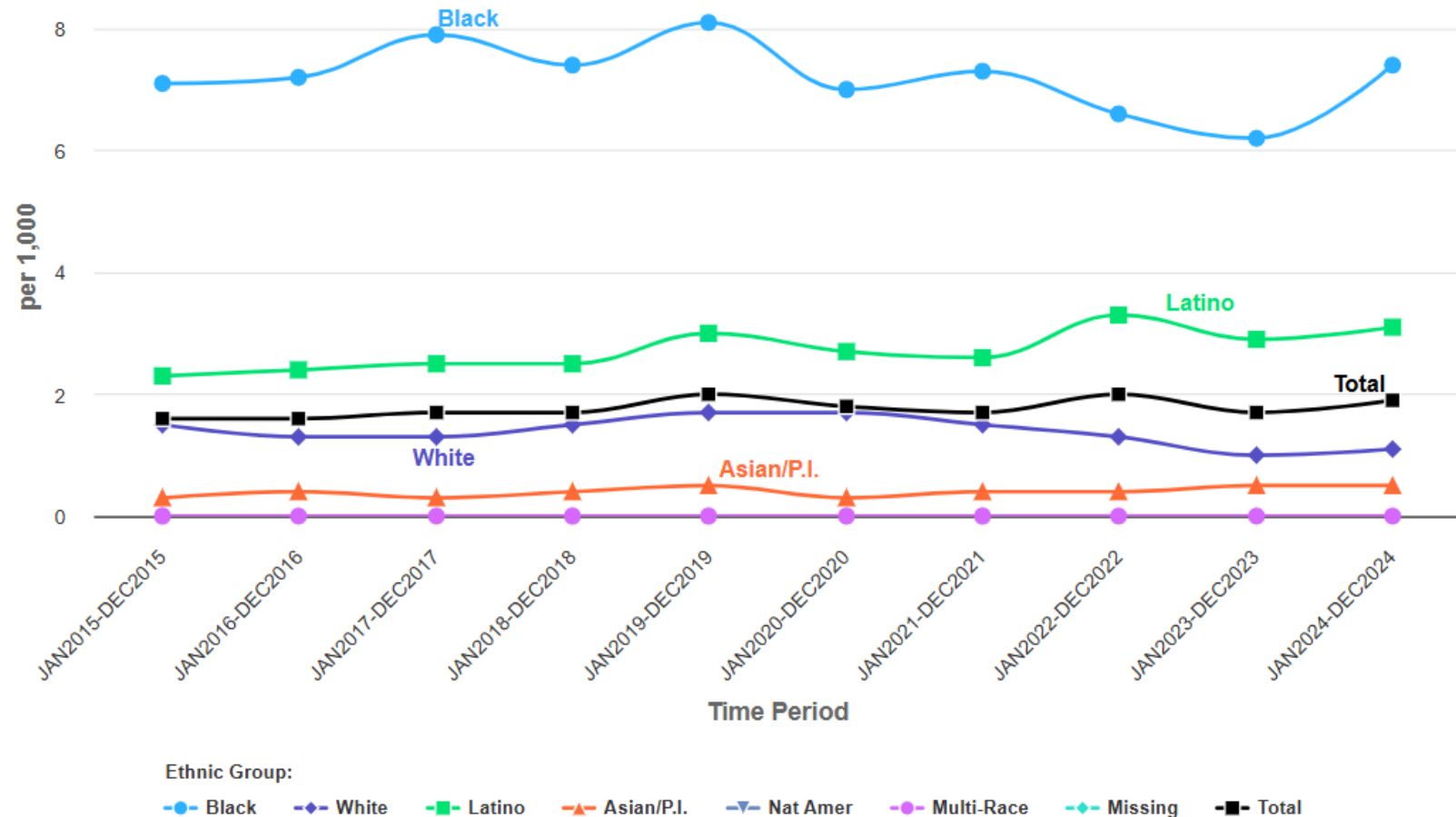
Children with Entries
to Foster Care, Child
Population (0-17),
and incidence Rates

Incidence per 1,000
Children

Agency Type: Child
Welfare

Selected Subset:
Episode Count:
All Children Entering

Orange





Funding Updates

Estimated BHSA Revenue for Orange County

These are preliminary estimates and are subject to change!

BHSA Funding Category	Projected FY 2026/27 BHSA Incoming Revenue*
Total Annual BHSA Funding	\$244,486,000*
Housing Interventions (30% of total BHSA)	\$73,345,800
Chronically Homeless (50%)	\$36,672,900
Other (50%)	\$36,672,900
Permanent Supported Housing (25% of Other)	\$18,336,450
Behavioral Health Services & Supports (BHSS) (35% of total BHSA)	\$85,570,100
BHSS Other (49%)	\$41,929,349
Early Intervention (EI) (51%)	\$43,640,751
Early Intervention <25yro (51% of EI)	\$22,256,783
Full Service Partnership (FSP) (35% of total BHSA)	\$85,570,100

*Based on weighted average as required by the state.

Community Program Planning Opportunities

Community Forums

Orange County HCA is looking for your input on the future of BHS. Join other community members in identifying needed services for individuals, their families and loved ones affected by mental health and substance use challenges.



NORTH COUNTY

Tuesday | July 22 @ 9-11:30 am
Fullerton Community Center
340 W Commonwealth Ave, Fullerton, CA 92832



CENTRAL COUNTY

Tuesday | July 29 @ 2-4:30 pm
Delhi Center
505 E Central Ave, Santa Ana, CA 92707



SOUTH COUNTY

Wednesday | July 30 @ 4-6:30PM
Laguna Hills Community Center
25555 Alicia Pkwy, Laguna Hills, CA 92653

Registration
REQUIRED



Access QR code
for session
information!



Or access
information
on the

[BHSA website](#)

Stay Connected!



www.ochalthinfo.com



assess.

discuss.

improve.

#BHSA

Next meeting, Thursday

July 24, 2025